

Tool Kit, Install Tool Kit for LMR-195/200 Connectors (CCT-03, DBT-U, CST-195/200, CT-240/200/100, FKP-01)



**TK-195/200EZ**

**Configuration**

|              |  |
|--------------|--|
| Tool Type    | LMR Cable Tool Kit                                 |
| Hex Size, in | 0.128, 0.213                                       |
| Kit Contents | CCT-03, DBT-U, CST-195/200, CT-240/200/100, FKP-01 |

**Mechanical Specifications**

|             |                   |
|-------------|-------------------|
| <b>Size</b> |                   |
| Length      | 12 in [304.8 mm]  |
| Width       | 7.5 in [190.5 mm] |
| Height      | 2 in [50.8 mm]    |
| Weight      | 2.9 lbs [1.32 kg] |

**Compliance Certifications** (see [product page](#) for current document)

**Plotted and Other Data**

- Notes:
- Values at +25 °C, sea level

Tool Kit, Install Tool Kit for LMR-195/200 Connectors (CCT-03, DBT-U, CST-195/200, CT-240/200/100, FKP-01) from Fairview Microwave is in-stock and available to ship same-day. All of our RF/microwave products are available off-the-shelf from our ISO 9001:2008 certified facilities in Lewisville, Texas. Fairview Microwave is RF on-demand.


For additional information on this product, please click the following link: [Tool Kit, Install Tool Kit for LMR-195/200 Connectors \(CCT-03, DBT-U, CST-195/200, CT-240/200/100, FKP-01\) TK-195/200EZ](#)

URL: <https://www.fairviewmicrowave.com/tool-kit-install-tool-kit-for-lmr-195-200-connectors-cct-03-dbt-u-cst-195-200-ct-240-200-100-fkp-01-tk-195-200ez-p.aspx>



The information contained within this document is accurate to the best of our knowledge and representative of the part described herein. It may be necessary to make modifications to the part and/or the documentation of the part in order to implement improvements. Fairview Microwave reserves the right to make such changes as required. Unless otherwise stated, all specifications are nominal. Fairview Microwave does not make any representation or warranty regarding the suitability of the part described herein for any particular purpose, and Fairview Microwave does not assume liability arising out of the use of any part or document.

# TK-195/200EZ CAD Drawing

Tool Kit, Install Tool Kit for LMR-195/200 Connectors (CCT-03, DBT-U, CST-195/200, CT-240/200/100, FKP-01)



| REVISION |     | DATE       | CHANGED BY | APPROVED |
|----------|-----|------------|------------|----------|
| ZONE     | REV |            |            |          |
| D5       | B   | 03/15/2024 | HBAKKE     | SRAUTJUS |

|   |  |  |
|---|--|--|
| <br>an INFINIT <sup>®</sup> brand<br>Website: <a href="http://www.FairviewMicrowave.com">www.FairviewMicrowave.com</a><br>Phone: 1.800.715.4396   1.972.649.6678   |  | <br>INTERPRET ALL DIMENSIONS AND TOLERANCES PER ASME Y14.5<br>SCALE NONE<br>SHEET 1 OF 1                    |
| UNLESS OTHERWISE SPECIFIED LEADING DIMENSIONS ARE INCHES DIMENSIONS IN PARE MILLIMETERS<br>TOLERANCES:<br>.X = ±.2 [5] FRACTIONS ± 1/32<br>.XX = ±.02 [0.5] ANGLES ± 1°<br>.XXX = ±.005 [0.13]<br>CABLE LENGTH TOLERANCES:<br>>12 [305] ≤ 60 [1524] = +1 [25] / -0<br>>60 [1524] ≤ 120 [3048] = +4 [102] / -0<br>>120 [3048] ≤ 600 [15240] = +5 [127] / -0<br>>600 [15240] ≤ 3000 [76200] = +5 [127] / -0<br>ALL DIMENSIONS ARE FOR REFERENCE ONLY UNLESS OTHERWISE SPECIFIED<br>UNDIMENSIONED CRITICAL FEATURES MAY VARY IN SIZE AND LOCATION<br>COLORS MAY VARY |  | DESCRIPTION<br>TOOL, INSTALL TOOL KIT FOR LMR-195/200 CONN (CCT-03, DBT-U, CST-195/200, CT-240/200/100, FKP-01)<br>SIZE CAGE CODE DRAWN BY<br>A 3FKR5 HBAKKE<br>ITEM NO. TK-195/200EZ<br>REV B |

THE INFORMATION CONTAINED IN THIS DRAWING IS THE SOLE PROPERTY OF INFINITE ELECTRONICS, INC. ANY REPRODUCTION IN PART OR WHOLE WITHOUT THE WRITTEN PERMISSION OF INFINITE ELECTRONICS, INC. IS PROHIBITED. THESE COMMODITIES, TECHNOLOGY OR SOFTWARE WERE EXPORTED FROM THE UNITED STATES IN ACCORDANCE WITH THE EXPORT ADMINISTRATION REGULATIONS. DIVERSION CONTRARY TO U.S. LAW PROHIBITED.

FW DS Rev-D4 A328