

WR-34 Waveguide Termination 0.5 Watts With a 22 GHz to 33 GHz Frequency Range

Configuration

Connector	WR-34 Sexless
Mount Method	4 Hole Flange

Electrical Specifications

Frequency Range	22 to 33 GHz
Impedance	50 Ohms
Maximum VSWR	1.05:1
Maximum Input Power	0.5 Watts
Peak Power	500 Watts

Mechanical Specifications

Size

Length	2.5 in [63.5 mm]
Width/Dia.	0.83 in [21.08 mm]
Height	0.83 in [21.08 mm]
Weight	0.07011 lbs [31.8 g]

Connector

Type	WR-34 Sexless
Outer Conductor Material and Plating	Copper, Copper Clad Aluminum
Body Material and Plating	Copper

Compliance Certifications (visit www.FairviewMicrowave.com for current document)

RoHS Compliant	Yes
----------------	-----

Plotted and Other Data

Notes:

- Values at 25 °C, sea level

WR-34 Waveguide Termination 0.5 Watts With a 22 GHz to 33 GHz Frequency Range from Fairview Microwave is in-stock and available to ship same-day. All of our RF/microwave products are available off-the-shelf from our ISO 9001:2008 certified facilities in Allen, Texas. Fairview Microwave is RF on-demand.

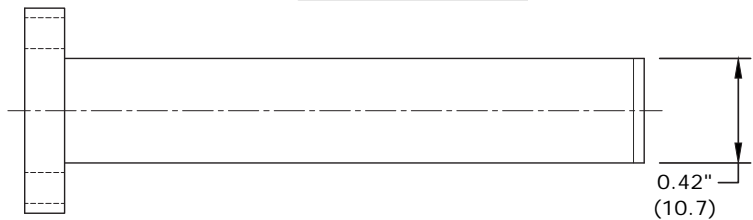
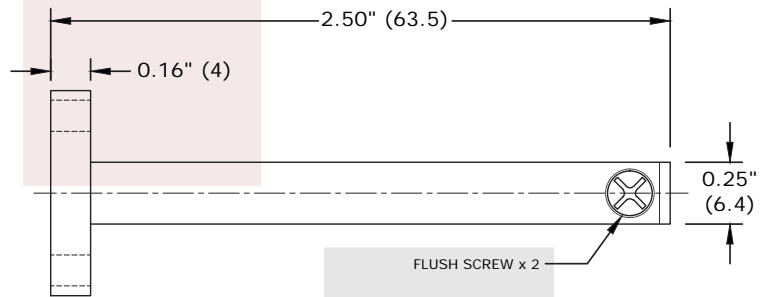
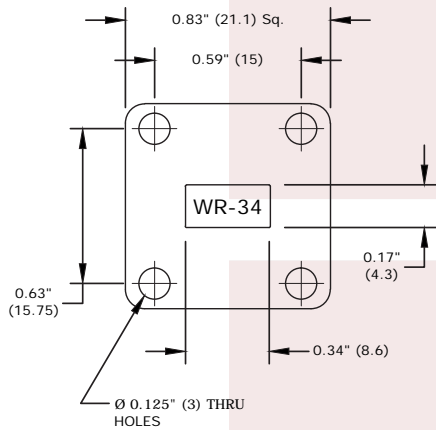
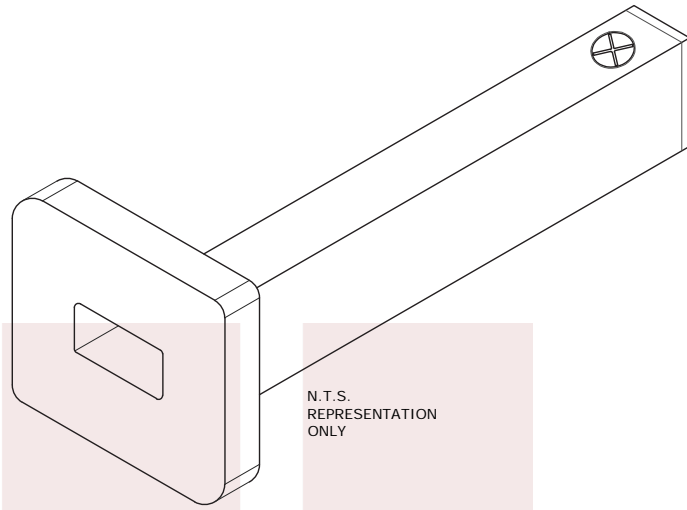
For additional information on this product, please click the following link: [WR-34 Waveguide Termination 0.5 Watts With a 22 GHz to 33 GHz Frequency Range STWR34](#)

URL: <http://www.fairviewmicrowave.com/wr-34-waveguide-termination-0.5-watts-22-33-ghz-stwr34-p.aspx>

The information contained in this document is accurate to the best of our knowledge and representative of the part described herein. It may be necessary to make modifications to the part and/or the documentation of the part, in order to implement improvements. Fairview Microwave reserves the right to make such changes as required. Unless otherwise stated, all specifications are nominal. Fairview Microwave does not make any representation or warranty regarding the suitability of the part described herein for any particular purpose, and Fairview Microwave does not assume any liability arising out of the use of any part or documentation.



Fairview Microwave
 1130 Junction Dr. #100
 Allen, TX 75013
 Tel: 1-800-715-4396 / (972) 649-6678
 Fax: (972) 649-6689
www.fairviewmicrowave.com
sales@fairviewmicrowave.com



FAIRVIEW MICROWAVE INC.
ALLEN, TX 75013 WWW.FAIRVIEWMICROWAVE.COM

NOTES:
1. UNLESS OTHERWISE SPECIFIED ALL DIMENSIONS ARE NOMINAL.
2. ALL SPECIFICATIONS ARE SUBJECT TO CHANGE WITHOUT NOTICE AT ANY TIME.
3. DIMENSIONS ARE IN INCHES [mm].

TITLE
WR-34 Waveguide Termination 0.5 Watts With a 22 GHz to 33 GHz Frequency Range

DWG NO	STWR34		CAGE CODE		
			3FKR5		
CAD FILE	011415	SHEET	SCALE	N/A	SIZE
					A 5568