

**WR-15 to 1.85mm Female Waveguide to Coax Adapter UG-385/U Round Cover Flange With 50 GHz to 65 GHz Frequency Range For V Band**

The SMW15AC001-VF is a waveguide to coaxial adapter with a frequency range of 50 to 65 GHz, operating in the V Band. This adapter offers a precision tolerance UG-385/U flange and a WR-15 waveguide interface size. The SMW15AC001-VF is constructed of gold plated aluminum to ensure durability and repeatable RF performance.

**Configuration**

Waveguide Size	WR-15
Flange	UG-385/U Round Cover
RF Connector	1.85mm Female
Impedance	50 Ohms
Body Geometry	Right Angle

**Electrical Specifications**

Description	Min	Typ	Max	Units
Frequency Range	50		65	GHz
VSWR			1.44:1	
Insertion Loss			0.5	dB

**Mechanical Specifications**

<b>Size</b>	
Length	1.05 in [26.67 mm]
Width	0.75 in [19.05 mm]
Height	0.905 in [22.99 mm]
Weight	0.0305 lbs [13.83 g]

**RF Connector**

Connector Type	1.85mm Female
Body Material and Plating	Stainless Steel

**Waveguide Interface**

Waveguide Type	WR-15
Flange Type	Round Cover
Flange Designation	UG-385/U
Body Material and Plating	Aluminum, Gold
Plating Specification	ASTMB488

**Environmental Specifications**

**Temperature**

Operating Range	-40 to +85 deg C
-----------------	------------------

**Compliance Certifications** (see [product page](#) for current document)

**Plotted and Other Data**

Notes:

- Values at +25 °C, sea level unless stated otherwise

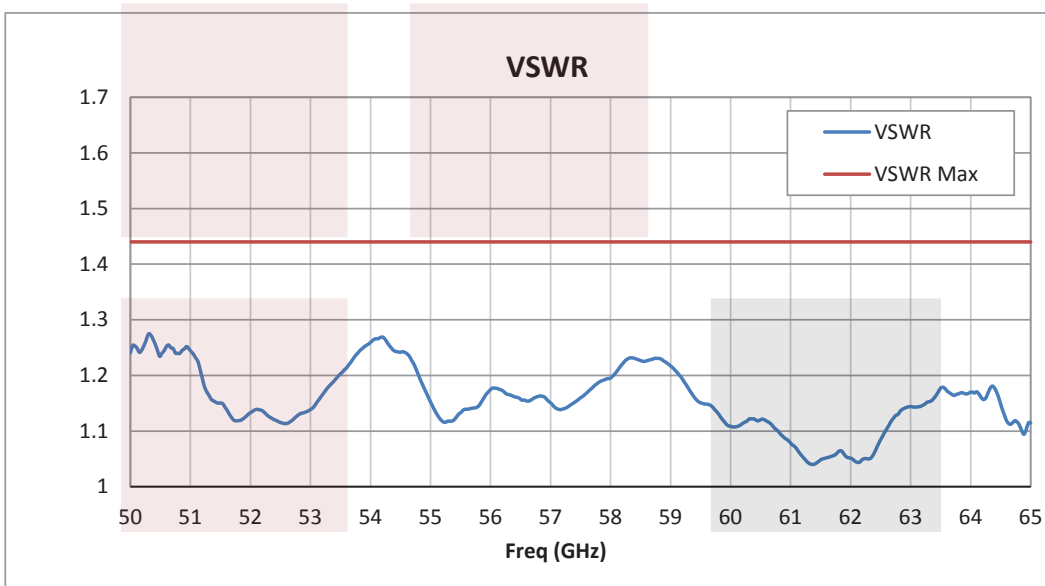
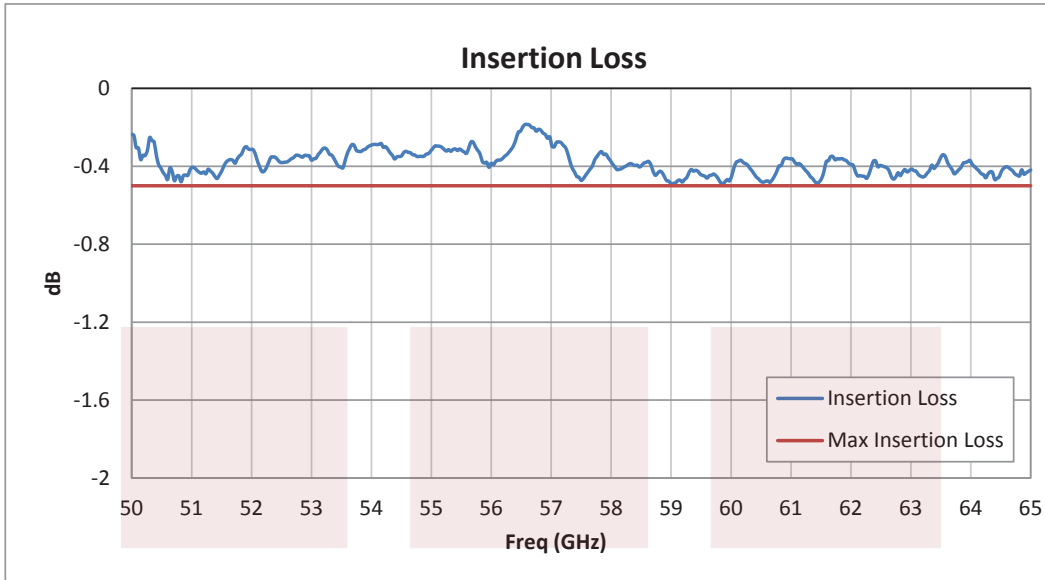


**Features:**

- V Band, 50 to 65 GHz Frequency Range
- WR-15 Waveguide Interface with Precision Tolerance UG-385/U Flange
- 1.85 mm Female RF Interface
- Comprehensive waveguide offering also includes E-Bends, H-Bends, Sections, Filters, Terminations, Couplers, and more.

Fairview Microwave  
 1130 Junction Dr. #100  
 Allen, TX 75013  
 Tel: 1-800-715-4396 / (972) 649-6678  
 Fax: (972) 649-6689  
[www.fairviewmicrowave.com](http://www.fairviewmicrowave.com)  
[sales@fairviewmicrowave.com](mailto:sales@fairviewmicrowave.com)

**Typical Performance Data**



WR-15 to 1.85mm Female Waveguide to Coax Adapter UG-385/U Round Cover Flange With 50 GHz to 65 GHz Frequency Range For V Band from Fairview Microwave is in-stock and available to ship same-day. All of our RF/microwave products are available off-the-shelf from our ISO 9001:2008 certified facilities in Allen, Texas. Fairview Microwave is RF on-demand.

For additional information on this product, please click the following link: [WR-15 to 1.85mm Female Waveguide to Coax Adapter UG-385/U Round Cover Flange With 50 GHz to 65 GHz Frequency Range For V Band SMW15AC001-VF](#)

URL: <https://www.fairviewmicrowave.com/wr-15-1.85mm-waveguide-coax-adapter-65-ghz-smw15ac001-vf-p.aspx>

The information contained in this document is accurate to the best of our knowledge and representative of the part described herein. It may be necessary to make modifications to the part and/or the documentation of the part, in order to implement improvements. Fairview Microwave reserves the right to make such changes as required. Unless otherwise stated, all specifications are nominal. Fairview Microwave does not make any representation or warranty regarding the suitability of the part described herein for any particular purpose, and Fairview Microwave does not assume any liability arising out of the use of any part or documentation.



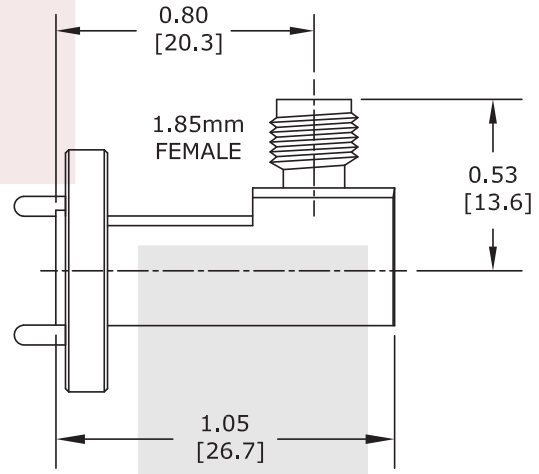
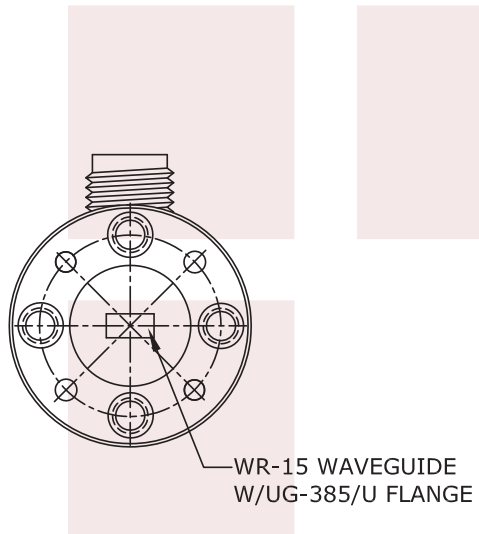
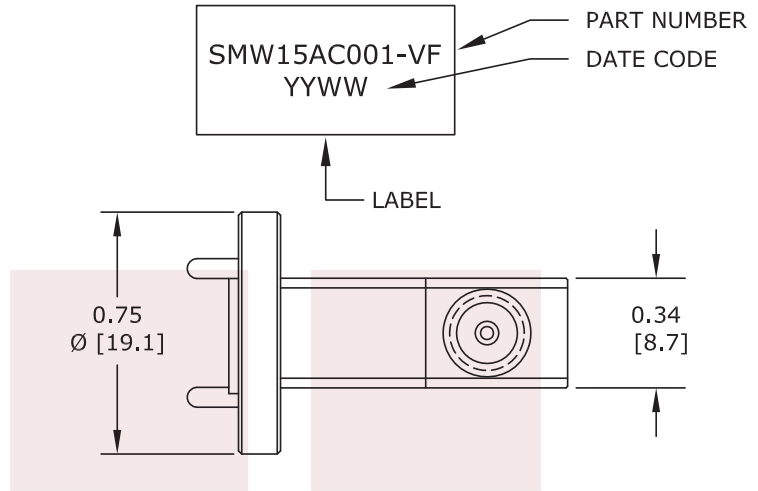
UNLESS OTHERWISE SPECIFIED  
 DIMENSIONS ARE IN INCHES.  
 TOLERANCES ARE:

DECIMALS	ANGLES	FRACTIONS
.XX ± .03	± 1°	± 1/16
.XXX ± .010		

HOLE DIAMETER	TOLERANCE
.0135 TO .125	+.004/-0.001
.126 TO .250	+.005/-0.001
.251 TO .500	+.006/-0.001
.501 TO .750	+.008/-0.001
.751 TO 1.000	+.010/-0.001
1.001 TO 2.000	+.012/-0.001

\* THESE DIMENSIONS AND TOLERANCES  
 SUPERSEDE NOTE #1 ON TITLE BLOCK.



<b>FAIRVIEW MICROWAVE INC.</b> ALLEN, TX 75013 WWW.FAIRVIEWMICROWAVE.COM		NOTES: 1. UNLESS OTHERWISE SPECIFIED ALL DIMENSIONS ARE NOMINAL. 2. ALL SPECIFICATIONS ARE SUBJECT TO CHANGE WITHOUT NOTICE AT ANY TIME. 3. DIMENSIONS ARE IN INCHES [mm].			
TITLE WR-15 to 1.85mm Female Waveguide to Coax Adapter UG-385/U Round Cover Flange With 50 GHz to 65 GHz Frequency Range For V Band		DWG NO SMW15AC001-VF	CAGE CODE 3FKR5		
CAD FILE	101915	SHEET	SCALE	N/A	SIZE A 150