

LC Male to N Female Adapter

LC male to type N female adapter part number SM4603 from Fairview Microwave is in-stock and ships same day. This Fairview LC to type N adapter has a male to female gender configuration. SM4603 LC male to type N female adapter operates to 500 MHz. The Fairview Microwave RF adapter provides excellent VSWR of 1.2:1 maximum.

RF adapters can be used to enable connections between two connector types that would otherwise not mate. Certain RF adapter configurations can also be used to protect connectors on expensive equipment where the number of connect and disconnect cycles is high. An RF, microwave, or millimeter wave adapter is connected to the equipment and the commonly changed connection is made with the adapter which can be easily replaced when it wears out after high usage; such adapters are referred to as connector savers. Fairview Microwave also offers bulkhead, panel mount, hermetically sealed, reverse polarity, and isolated ground adapter varieties to serve all of your RF, microwave and millimeter wave needs.

Electrical Specifications

Description	Min	Typ	Max	Units
Frequency Range	DC		500	MHz
VSWR			1.2:1	

Electrical Specification Notes:
 Values at 25°C, sea level.

Mechanical Specifications

Size	
Length	2.33 in [59.18 mm]
Width	1.5 in [38.1 mm]
Weight	0.489 lbs [221.81 g]

Description	Connector 1	Connector 2
Type	LC Male	N Female
Polarity	Standard	Standard
Interface Specification	MIL-STD-348	MIL-STD-348
Hex Size	1 1/2 inch	



Configuration:

- LC Male Connector 1
- N Female Connector 2
- 50 Ohm
- Straight Body Geometry

Features:

- VSWR of 1.2:1 max up to 500 MHz
- LC interface meets MIL-STD-348
- Type N interface meets MIL-STD-348
- Contact plating according to QQ-S-365
- Silver Plated Contact

Applications:

- Enables Between Series Connections
- General Purpose Test

Fairview Microwave
 1130 Junction Dr. #100
 Allen, TX 75013
 Tel: 1-800-715-4396 / (972) 649-6678
 Fax: (972) 649-6689
www.fairviewmicrowave.com
sales@fairviewmicrowave.com

Material Specifications

Description	Connector 1	Connector 2
Type	LC Male	N Female
Contact Material	Beryllium Copper	Beryllium Copper
Contact Plating	Silver	Silver
Contact Plating Spec.	QQ-S-365	QQ-S-365
Insulation Material	PTFE	PTFE
Outer Contact Material		Brass
Outer Contact Plating		Nickel
Outer Conductor Contact Spec.		QQ-N-290
Body Material	Brass	
Body Plating	Nickel	
Body Plating Spec.	QQ-N-290	
Coupling Nut Material	Brass	
Coupling Nut Plating	Nickel	
Coupling Nut Plating Spec.	QQ-N-290	

Environmental Specifications

Temperature

Operating Range

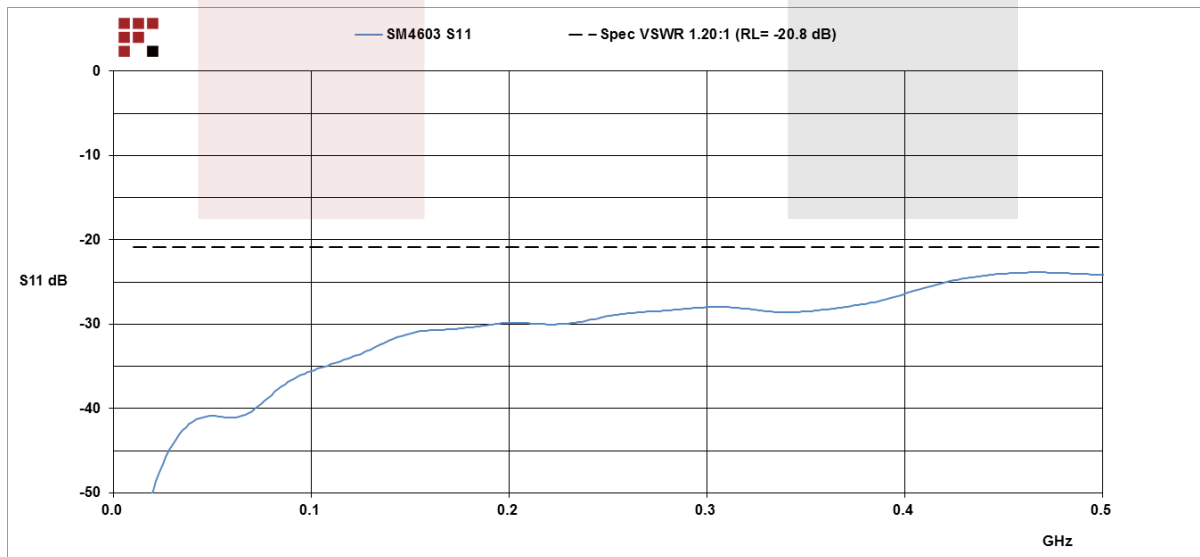
-65 to +165 deg C

Compliance Certifications (see [product page](#) for current document)

Plotted and Other Data

Notes:

Typical Performance Data




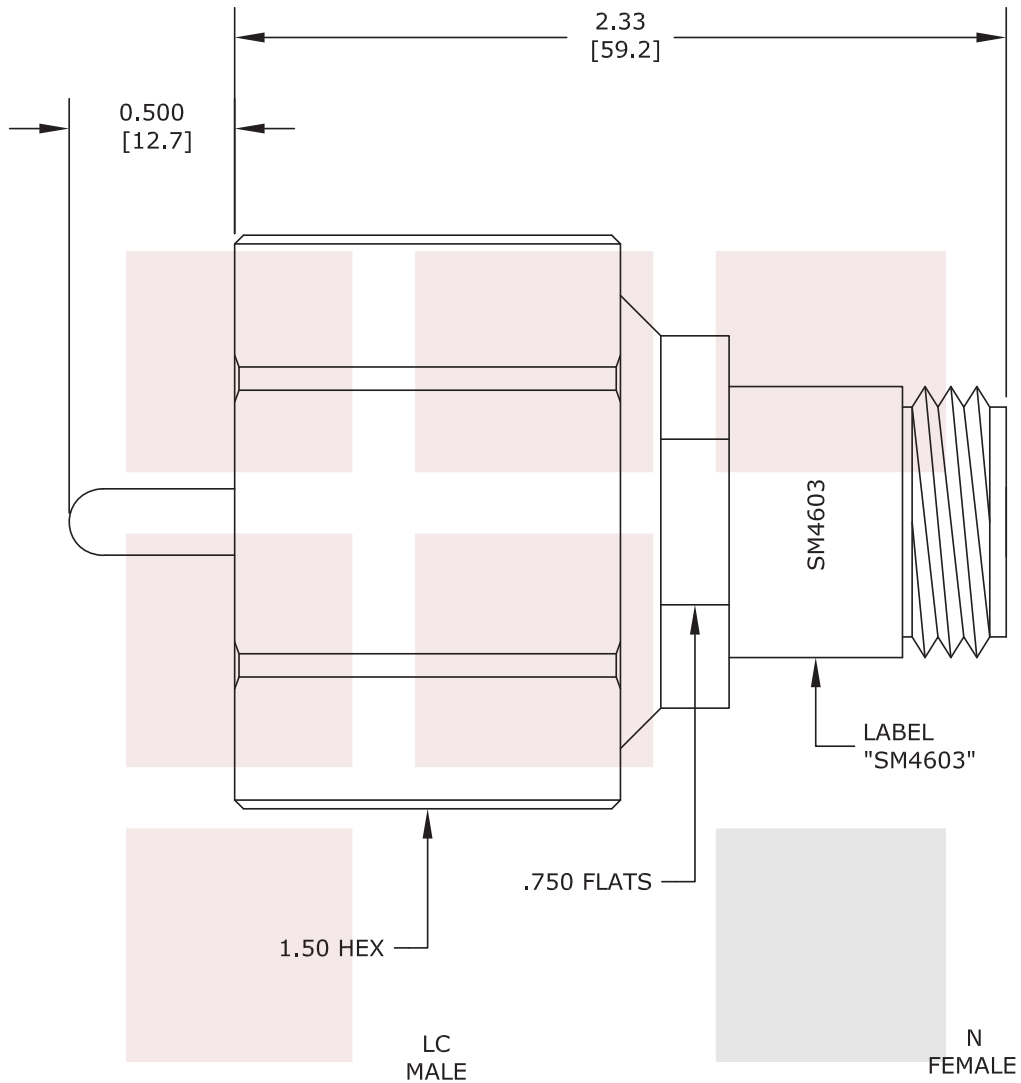
LC Male to N Female Adapter from Fairview Microwave is in-stock and available to ship same-day. All of our RF/microwave products are available off-the-shelf from our ISO 9001:2008 certified facilities in Allen, Texas. Fairview Microwave is RF on-demand.

For additional information on this product, please click the following link: [LC Male to N Female Adapter SM4603](#)

URL: <https://www.fairviewmicrowave.com/lc-male-n-female-adapter-sm4603-p.aspx>

The information contained in this document is accurate to the best of our knowledge and representative of the part described herein. It may be necessary to make modifications to the part and/or the documentation of the part, in order to implement improvements. Fairview Microwave reserves the right to make such changes as required. Unless otherwise stated, all specifications are nominal. Fairview Microwave does not make any representation or warranty regarding the suitability of the part described herein for any particular purpose, and Fairview Microwave does not assume any liability arising out of the use of any part or documentation.





STANDARD TOLERANCES	
.X	±0.2
.XX	±0.1
.XXX	±0.05

*STANDARD TOLERANCES APPLY ONLY TO DIMENSIONS IN INCHES

FAIRVIEW MICROWAVE INC. ALLEN, TX 75013 WWW.FAIRVIEWMICROWAVE.COM		NOTES: 1. UNLESS OTHERWISE SPECIFIED ALL DIMENSIONS ARE NOMINAL. 2. ALL SPECIFICATIONS ARE SUBJECT TO CHANGE WITHOUT NOTICE AT ANY TIME. 3. DIMENSIONS ARE IN INCHES [mm].			
TITLE LC Male to N Female Adapter		DWG NO SM4603		CAGE CODE 3FKR5	
CAD FILE	092916	SHEET	SCALE	N/A	SIZE A 41742