

3.5mm Female to 3.5mm Female Adapter

3.5mm female to 3.5mm female adapter part number SM3310 from Fairview Microwave is in-stock and ships same day. This Fairview 3.5mm to 3.5mm adapter has a female to female gender configuration. SM3310 3.5mm female to 3.5mm female adapter operates to 34 GHz. The 3.5mm connector mates mechanically with commercially available SMA and 2.92mm (K) connectors. The Fairview Microwave RF adapter provides excellent VSWR of 1.25:1 maximum.

RF adapters can be used to enable connections between two connector types that would otherwise not mate. Certain RF adapter configurations can also be used to protect connectors on expensive equipment where the number of connect and disconnect cycles is high. An RF, microwave, or millimeter wave adapter is connected to the equipment and the commonly changed connection is made with the adapter which can be easily replaced when it wears out after high usage; such adapters are referred to as connector savers. Fairview Microwave also offers bulkhead, panel mount, hermetically sealed, reverse polarity, and isolated ground adapter varieties to serve all of your RF, microwave and millimeter wave needs.

Electrical Specifications

Description	Min	Typ	Max	Units
Frequency Range	DC		34	GHz
VSWR			1.25:1	

Electrical Specification Notes:
Values at 25°C, sea level.

Mechanical Specifications

Size	
Length	0.726 in [18.44 mm]
Width	0.25 in [6.35 mm]
Weight	0.01 lbs [4.54 g]

Description	Connector 1	Connector 2
Type	3.5mm Female	3.5mm Female
Polarity	Standard	Standard
Mating Cycles	500	500

Material Specifications

Description	Connector 1	Connector 2
Type	3.5mm Female	3.5mm Female
Contact Material	Beryllium Copper	Beryllium Copper
Contact Plating	Gold over Nickel	Gold over Nickel
Contact Plating Spec.	MIL-G-45204	MIL-G-45204
Insulation Material	Rexolite	Rexolite
Outer Contact Material	Passivated Stainless Steel	Passivated Stainless Steel
Outer Contact Plating Spec.	ASTM A380	ASTM A380



Configuration:

- 3.5mm Female Connector 1
- 3.5mm Female Connector 2
- 50 Ohms
- Straight Body Geometry

Features:

- VSWR of 1.25:1 max up to 34 GHz
- Contact plating according to MIL-G-45204
- Gold over Nickel Plated Beryllium Copper Contact

Applications:

- General Purpose Test

Fairview Microwave
1130 Junction Dr. #100
Allen, TX 75013
Tel: 1-800-715-4396 / (972) 649-6678
Fax: (972) 649-6689
www.fairviewmicrowave.com
sales@fairviewmicrowave.com

Environmental Specifications

Temperature

Operating Range

-55 to +100 deg C

Vibration

MIL-STD 202, Method 204, Condition D (20 G's)

Salt Spray

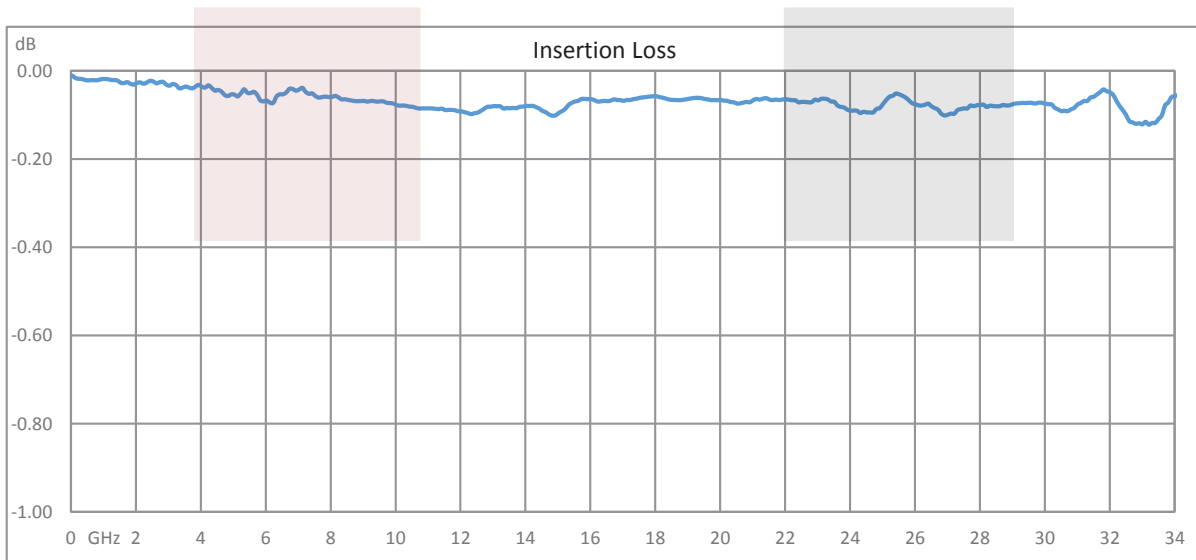
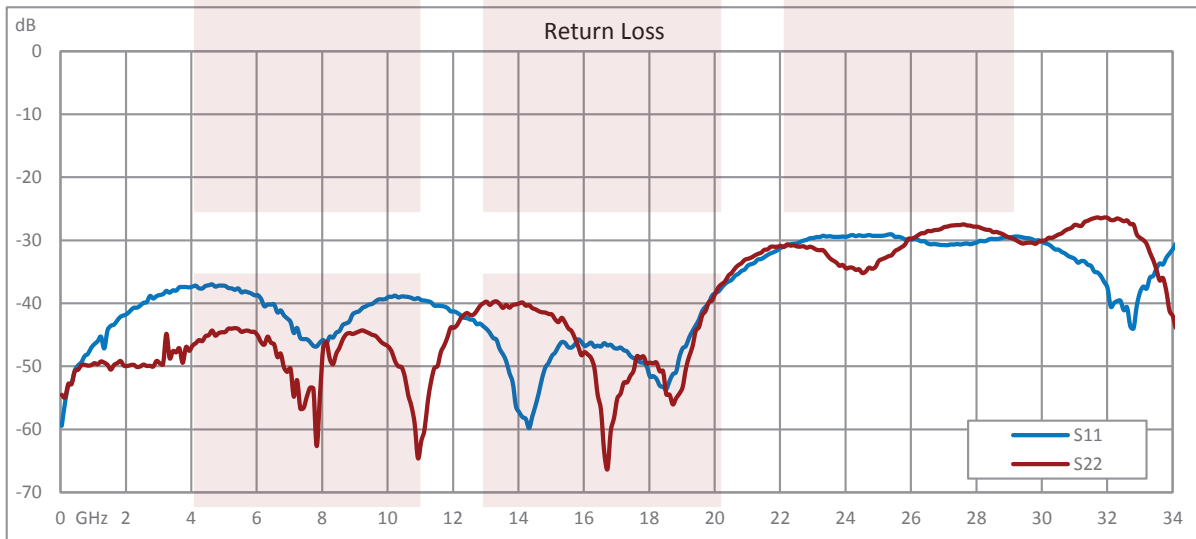
MIL-STD 202, Method 101, Condition B, 5% salt solution

Compliance Certifications (see [product page](#) for current document)

Plotted and Other Data

Notes:

Typical Performance Data



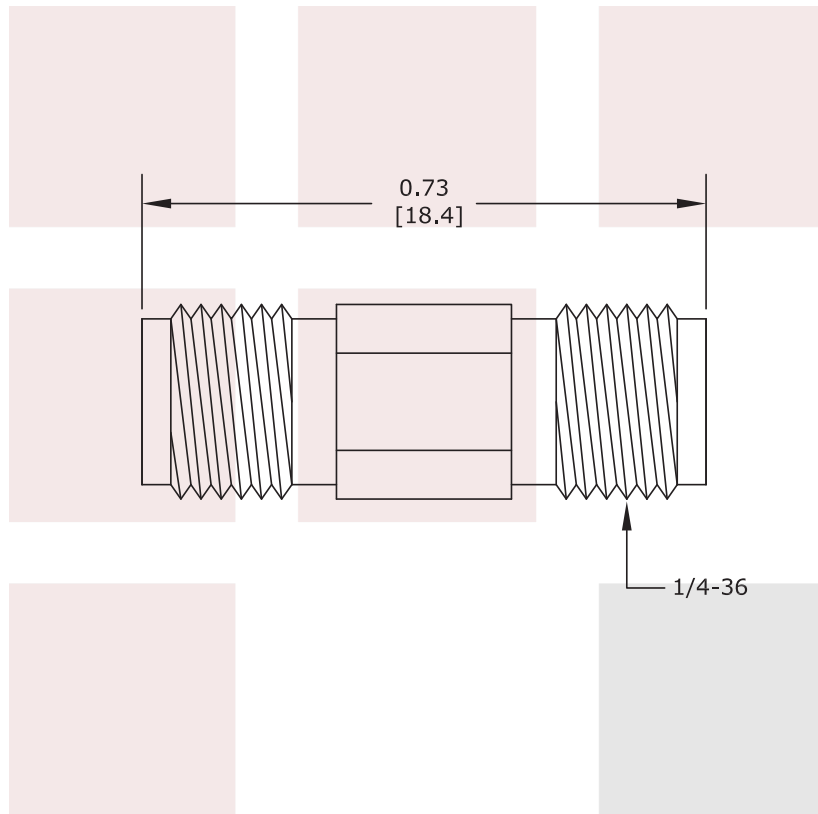
3.5mm Female to 3.5mm Female Adapter from Fairview Microwave is in-stock and available to ship same-day. All of our RF/microwave products are available off-the-shelf from our ISO 9001:2008 certified facilities in Allen, Texas. Fairview Microwave is RF on-demand.

For additional information on this product, please click the following link: [3.5mm Female to 3.5mm Female Adapter SM3310](#)

URL: <https://www.fairviewmicrowave.com/3.5mm-female-3.5mm-female-adapter-sm3310-p.aspx>

The information contained in this document is accurate to the best of our knowledge and representative of the part described herein. It may be necessary to make modifications to the part and/or the documentation of the part, in order to implement improvements. Fairview Microwave reserves the right to make such changes as required. Unless otherwise stated, all specifications are nominal. Fairview Microwave does not make any representation or warranty regarding the suitability of the part described herein for any particular purpose, and Fairview Microwave does not assume any liability arising out of the use of any part or documentation.





FAIRVIEW MICROWAVE INC. ALLEN, TX 75013 WWW.FAIRVIEWMICROWAVE.COM		NOTES: 1. UNLESS OTHERWISE SPECIFIED ALL DIMENSIONS ARE NOMINAL. 2. ALL SPECIFICATIONS ARE SUBJECT TO CHANGE WITHOUT NOTICE AT ANY TIME. 3. DIMENSIONS ARE IN INCHES [mm].			
TITLE 3.5mm Female to 3.5mm Female Adapter		DWG NO SM3310		CAGE CODE 3FKR5	
CAD FILE	102615	SHEET	SCALE	N/A	SIZE A 150