

10 dB Fixed Attenuator 2.92mm Male (Plug) to 2.92mm Female (Jack) Up to 40 GHz Rated to 1 Watt, Passivated Stainless Steel Body, 1.4 VSWR



SA4014-10

Features

- DC to 40 GHz Frequency Range
- Attenuation 10±1 dB
- Max Power 1 Watt (CW)
- VSWR < 1.5:1

Applications

- Instrumentation
- Precision measurements
- Prototyping and characterization
- Production systems

Description

Fairview Microwave carries a broad selection of fixed attenuators with a wide range of attenuation levels, frequency ranges, and power dissipation ranges. Also known as RF pads, RF microwave attenuators lower the amplitude of a signal (or attenuate) a known amount. These attenuator pads can be used in a wide variety of applications including reducing a signal level to protect measurement equipment or other circuitry, extending the range of power meters and amplifiers, and impedance matching circuits by reducing the VSWR seen by adjacent components. RF attenuators can prevent signal overload in amplifiers, receivers and detectors, adjusting the signal level to a range that is optimal.

Few RF components are as commonly used as fixed coaxial attenuators, and Fairview Microwave carries one of the largest in-stock varieties and ships them same day. The SA4014-10 is a 10 dB Fixed Attenuator that operates from DC to 40 GHz and is rated to 1 Watt. The versatile coaxial package uses 2.92mm male to 2.92mm female connectors.

Electrical Specifications

Description	Minimum	Typical	Maximum	Units
Frequency Range	DC		40	GHz
Impedance		50		Ohms
Nominal Attenuation		10		dB
VSWR			1.4:1	
Input Power, CW			1	Watt
derated linearly to 0.1W at +125°C				

Specifications by Frequency

Description	F1	F2	F3	F4	F5	Units
Frequency Range	DC to 18	18 to 40				GHz
VSWR, Max	1.3:1	1.4:1				
Attenuation Accuracy, Typ	0.6	1				dB

Mechanical Specifications

Size

Length	0.87 in [22.1 mm]
Width/Diameter	0.315 in [8 mm]
Height	0 in [0 mm]
Weight	0.0158 lbs [7.17 g]
Body Material and Plating	Passivated Stainless Steel

10 dB Fixed Attenuator 2.92mm Male (Plug) to 2.92mm Female (Jack) Up to 40 GHz Rated to 1 Watt, Passivated Stainless Steel Body, 1.4 VSWR



SA4014-10

Configuration

Design Fixed
Package Style Connectorized Module

Connectors

Description	Connector 1	Connector 2
Type	2.92mm Male	2.92mm Female
Contact Material and Plating	Beryllium Copper, Gold	Beryllium Copper, Gold
Contact Plating Specification	MIL-PRF-390122	MIL-PRF-390122
Hex Size	5/16 inch	
Body Material and Plating	Passivated Stainless Steel	Passivated Stainless Steel

Mechanical Specification Notes:
The connectors use high temperature plastic bead dielectric.

Environmental Specifications

Temperature

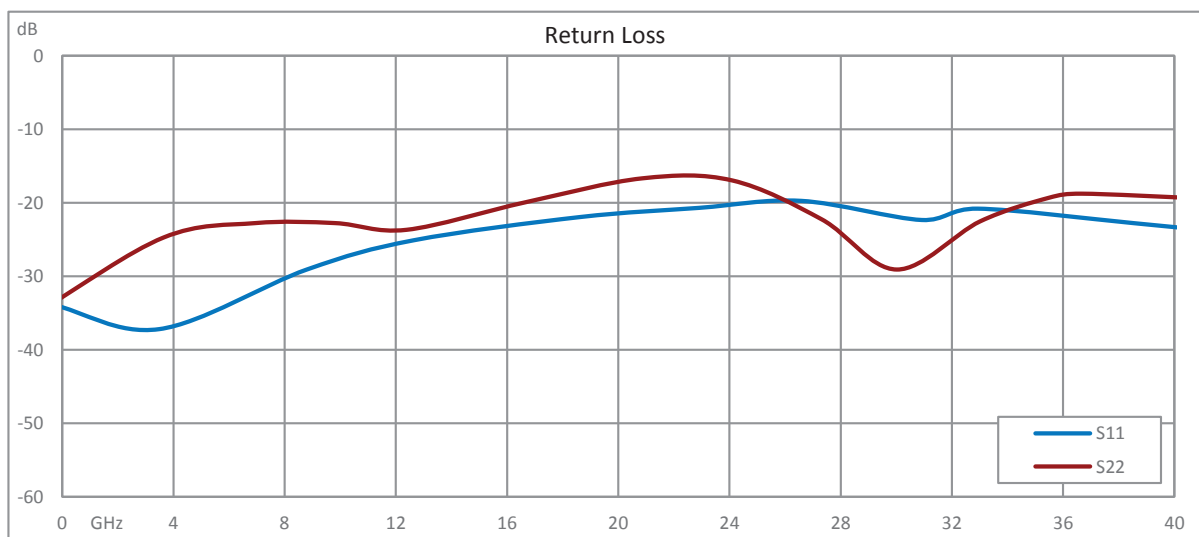
Operating Range -55 to +125 deg C

Compliance Certifications (see [product page](#) for current document)

Plotted and Other Data

Notes:

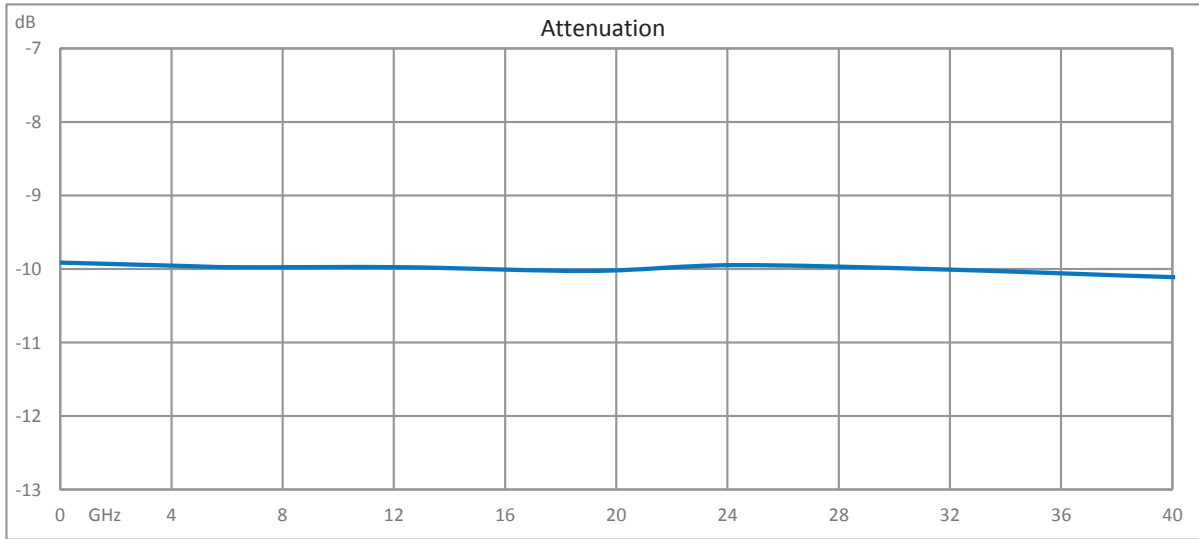
Typical Performance Data



10 dB Fixed Attenuator 2.92mm Male (Plug) to 2.92mm Female (Jack) Up to 40 GHz Rated to 1 Watt, Passivated Stainless Steel Body, 1.4 VSWR



SA4014-10



10 dB Fixed Attenuator 2.92mm Male (Plug) to 2.92mm Female (Jack) Up to 40 GHz Rated to 1 Watt, Passivated Stainless Steel Body, 1.4 VSWR from Fairview Microwave is in-stock and available to ship same-day. All of our RF/microwave products are available off-the-shelf from our ISO 9001:2008 certified facilities in Lewisville, Texas. Fairview Microwave is RF on-demand.

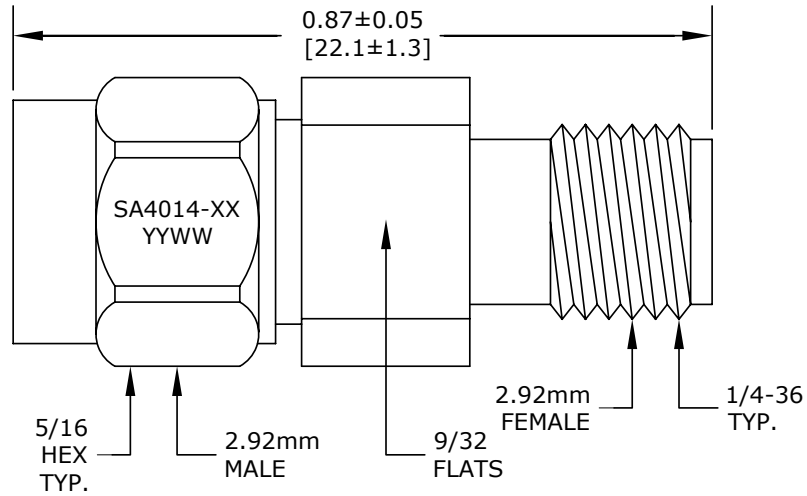
For additional information on this product, please click the following link: [10 dB Fixed Attenuator 2.92mm Male \(Plug\) to 2.92mm Female \(Jack\) Up to 40 GHz Rated to 1 Watt, Passivated Stainless Steel Body, 1.4 VSWR SA4014-10](https://www.fairviewmicrowave.com/10db-fixed-attenuator-2.92mm-male-2.92mm-female-1-watt-sa4014-10-p.aspx)

URL: <https://www.fairviewmicrowave.com/10db-fixed-attenuator-2.92mm-male-2.92mm-female-1-watt-sa4014-10-p.aspx>

The information contained within this document is accurate to the best of our knowledge and representative of the part described herein. It may be necessary to make modifications to the part and/or the documentation of the part in order to implement improvements. Fairview Microwave reserves the right to make such changes as required. Unless otherwise stated, all specifications are nominal. Fairview Microwave does not make any representation or warranty regarding the suitability of the part described herein for any particular purpose, and Fairview Microwave does not assume liability arising out of the use of any part or document.

SA4014-10 CAD Drawing

10 dB Fixed Attenuator 2.92mm Male (Plug) to 2.92mm Female (Jack) Up to 40 GHz Rated to 1 Watt, Passivated Stainless Steel Body, 1.4 VSWR



P/N	ATTEN.
SA4014-01	1 dB
SA4014-02	2 dB
SA4014-03	3 dB
SA4014-04	4 dB
SA4014-05	5 dB
SA4014-06	6 dB

P/N	ATTEN.
SA4014-08	8 dB
SA4014-10	10 dB
SA4014-15	15 dB
SA4014-20	20 dB
SA4014-30	30 dB

STANDARD TOLERANCES	
.X	±0.03
.XX	±0.010
.XXX	±0.005

*STANDARD TOLERANCES APPLY ONLY TO DIMENSIONS IN INCHES

FAIRVIEW MICROWAVE INC. ALLEN, TX 75013 WWW.FAIRVIEWMICROWAVE.COM		NOTES: 1. UNLESS OTHERWISE SPECIFIED ALL DIMENSIONS ARE NOMINAL. 2. ALL SPECIFICATIONS ARE SUBJECT TO CHANGE WITHOUT NOTICE AT ANY TIME. 3. DIMENSIONS ARE IN INCHES [mm].			
TITLE		DWG NO SA4014		CAGE CODE 3FKR5	
		CAD FILE 031616	SHEET	SCALE N/A	SIZE A 3045