

**WR-28 Waveguide Electromechanical Relay  
Latching Switch SPDT 40 GHz Max Frequency,  
550 Watts Ka Band UG-599/U Square Cover Flange**

The FMWGS6001 electromechanical WR-28 waveguide switch operates across a wide frequency range from 26.5 GHz to 40 GHz and is configured for single pole double throw (SPDT) operation. A shorting plate on port 3 can be removed for optional double pole double throw (DPDT) operation. This innovative design features a latching TTL Logic controlled Self Cut Off actuator and patented motor drive with arc suppression. The motor drive housing supports a viewable position indicator window and a cover that can be removed for manual override access.

Impressive performance includes 0.012 dB typ insertion loss, 90 dB typ Isolation, 1.08:1 typ VSWR, and an operating life of 250K cycles minimum. The design operates across a temperature range of -40°C to +85°C, requires +28Vdc nominal bias voltage, and has an input power rating of up to 0.55 KW CW maximum. The waveguide ports have Grooved UG-599/U Square Cover Flanges (O-Rings included) for pressurized operation. The rugged package design is fully weatherized for up to 100% humidity exposure and supports a quick connect circular 10 pin MIL-SPEC DC bias connector with mate included.

**Electrical Specifications**

Switch Type	SPDT
Actuator Type	Latching
Switching Sequence	Break Before Make
Actuator Options	TTL Logic, Self Cut Off, Window Indicator, Manual Override
TTL Control	on: 2.4 to 5.5 Volts off: 2.4 to 5.5 Volts
TTL Control Current	1.2 mA at 5.5 Volts 1.2 mA at 5.5 Volts

Description	Min	Typ	Max	Units
Frequency Range	26.5		40	GHz
Impedance		50		Ohms
Operating Voltage	21	28	32	Volts
Actuating Current @ 28 Volts		160	1,000	mA
VSWR		1.08:1	1.15:1	
Insertion Loss		0.012	0.15	dB
Isolation	55	90		dB
Switching Time		61	80	ms
Input Power (CW)			550	Watts
Input Power, Peak 10% Duty Cycle			13.3	KWatts



**Features:**

- 26.5 to 40 GHz SPDT Waveguide Switch
- Optional DPDT Configuration
- WR-28 Waveguide with O-Rings
- Insertion Loss: 0.15 dB max
- Isolation: 55 dB min
- +28 Vdc Nominal Voltage
- Input Power Rating up to 0.55 kW CW max
- Latching TTL Logic Self Cut Off Actuator
- Position Indicator and Manual Override Access
- Fully Weatherized Package
- Quick Connect Circular DC Connector with Mate
- -40°C to +85°C Operating Temperature

**Applications:**

- Electronic Warfare
- Electronic Countermeasures
- Microwave Radio
- VSAT
- Radar
- Space Systems
- Test Instrumentation
- Research and Development

Fairview Microwave  
1130 Junction Dr. #100  
Allen, TX 75013  
Tel: 1-800-715-4396 / (972) 649-6678  
Fax: (972) 649-6689  
[www.fairviewmicrowave.com](http://www.fairviewmicrowave.com)  
[sales@fairviewmicrowave.com](mailto:sales@fairviewmicrowave.com)

**Mechanical Specifications**

**Size**

Length	3.9 in [99.06 mm]
Width/Diameter	2.11 in [53.59 mm]
Height	2.11 in [53.59 mm]
Weight	0.886 lbs [401.88 g]
Operating Life (Cold Switching)	250,000 Cycles
Operating Pressure	30 psig

**Configuration**

Waveguide Size	WR-28
Flange Type	Square Cover
Flange Designation	UG-599/U
Body Material and Plating	Aluminum, Chem Film
Body Plating Specification	MIL-DTL-5541 Type II Class 3

Mechanical Specification Notes:

Production Burn-In IAW MIL-DTL-55041 1500 cycles

**Environmental Specifications**

**Temperature**

Operating Range	-40 to +85 deg C
Storage Range	-55 to +100 deg C

Ingress Protection (IP) Rating

IP67

Humidity

0-100%, Fully Weatherized

ESD Sensitivity

ESD Sensitive Material, Transport material in Approved ESD bags. Handle in approved ESD Workstation.

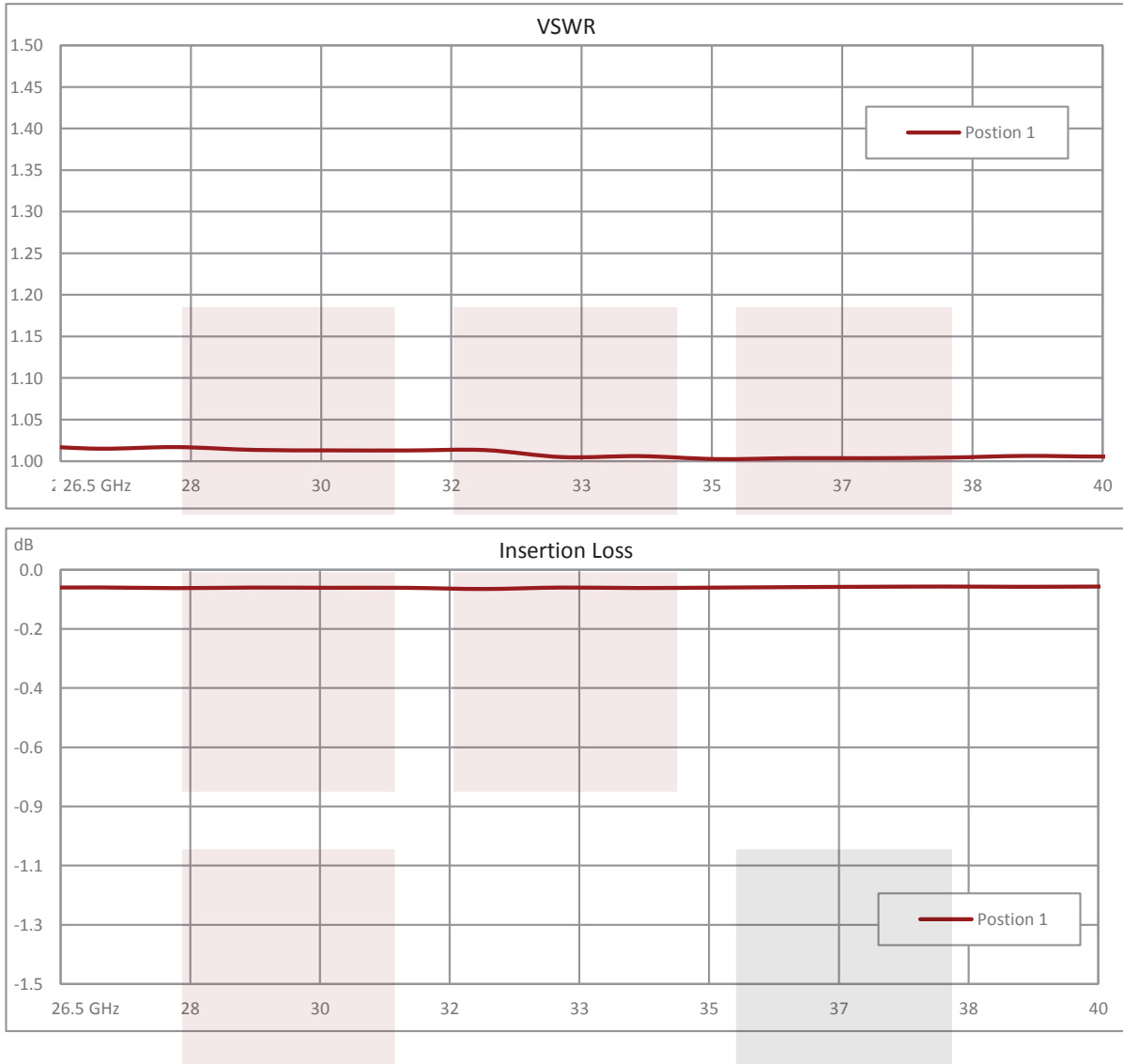


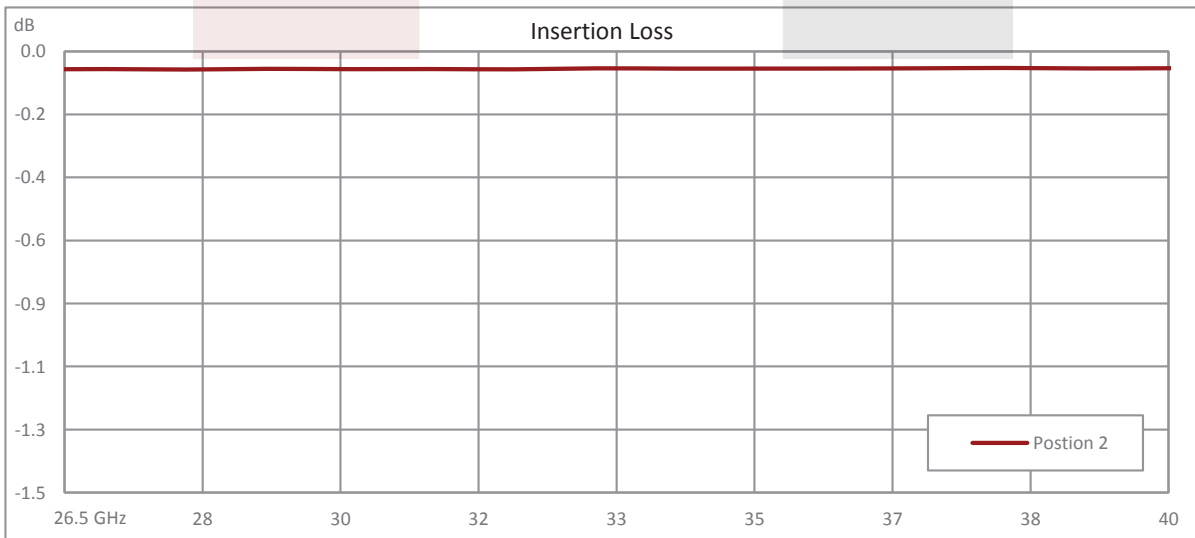
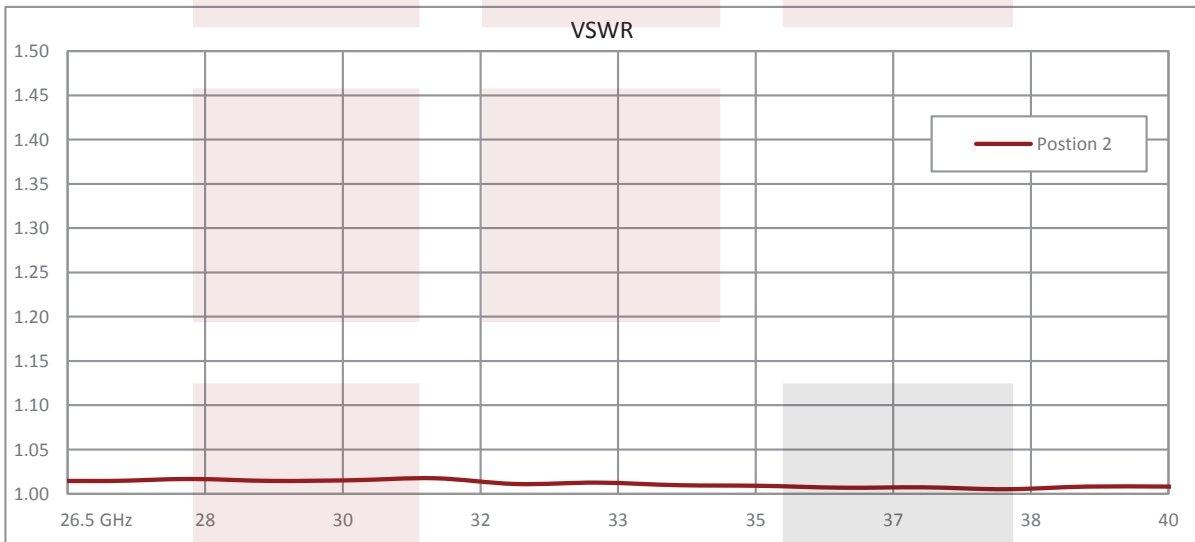
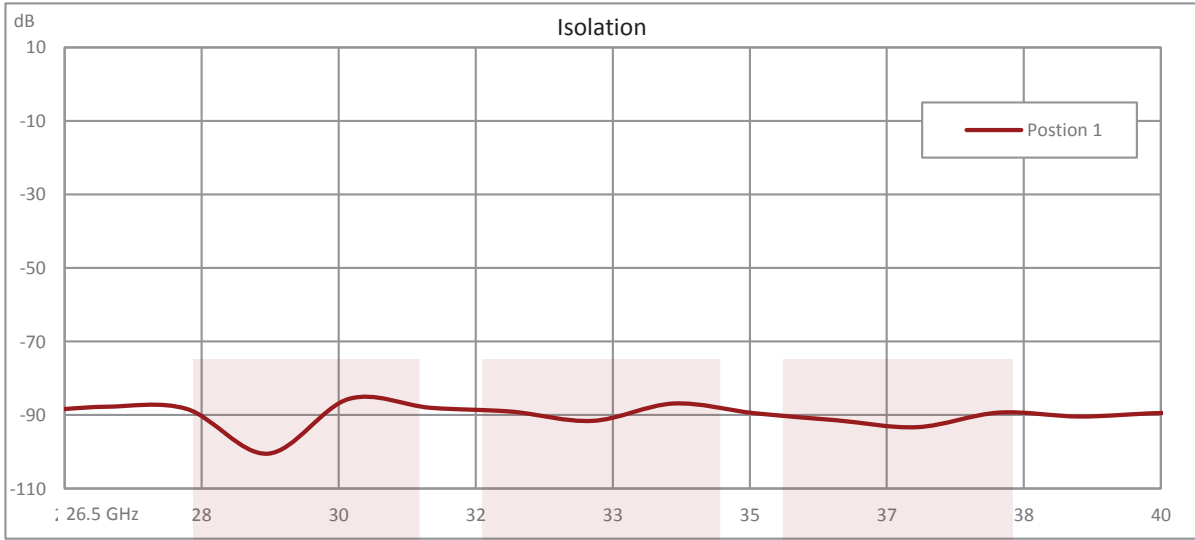
**Compliance Certifications** (see [product page](#) for current document)

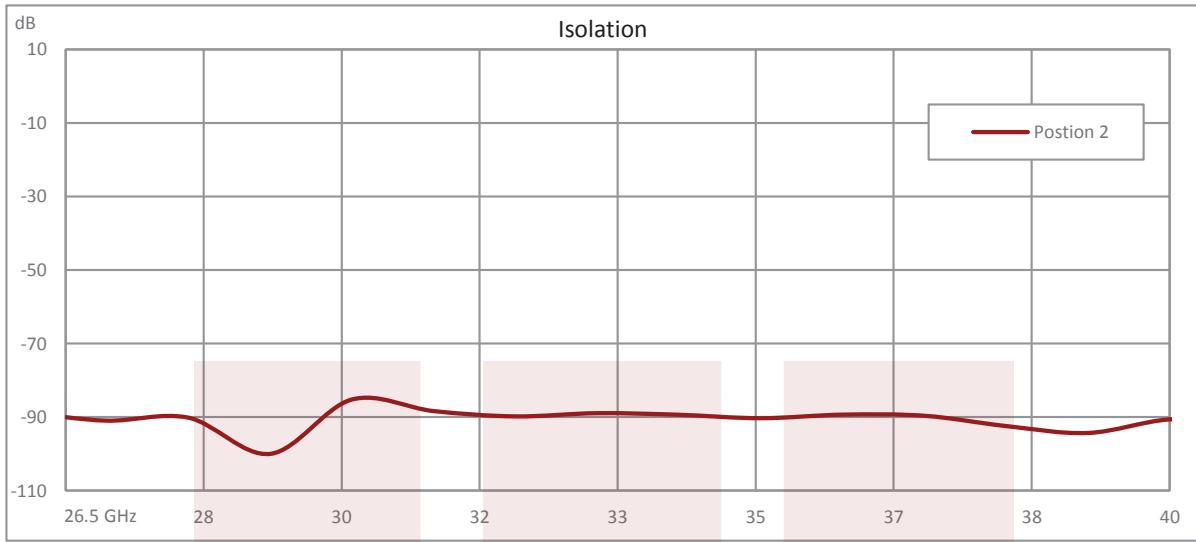
**Plotted and Other Data**

Notes:

**Typical Performance Data**





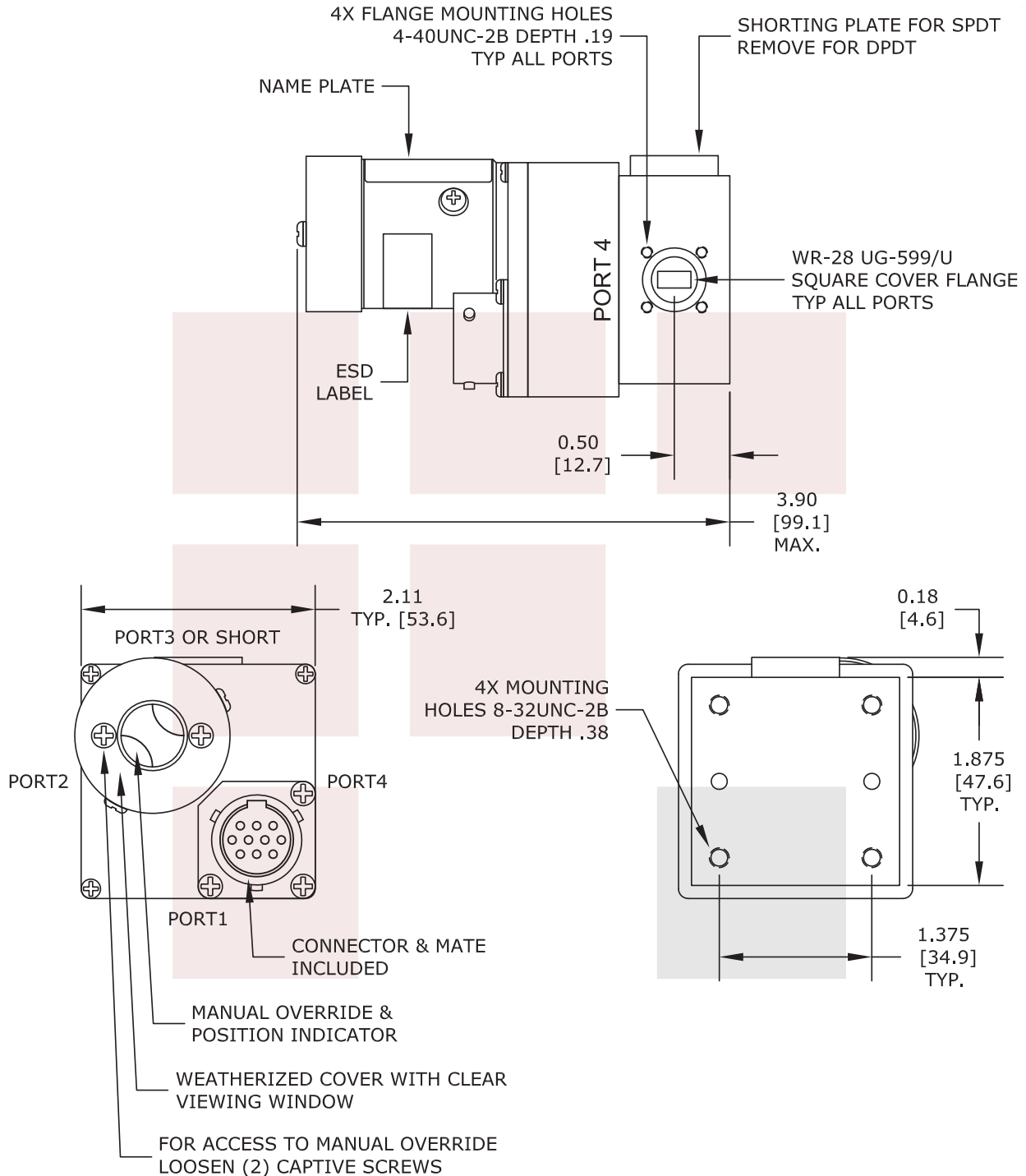


WR-28 Waveguide Electromechanical Relay Latching Switch SPDT 40 GHz Max Frequency, 550 Watts Ka Band UG-599/U Square Cover Flange from Fairview Microwave is in-stock and available to ship same-day. All of our RF/microwave products are available off-the-shelf from our ISO 9001:2008 certified facilities in Allen, Texas. Fairview Microwave is RF on-demand.

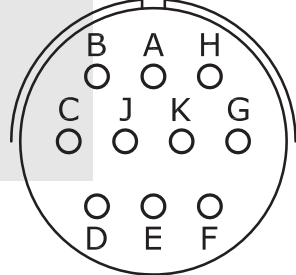
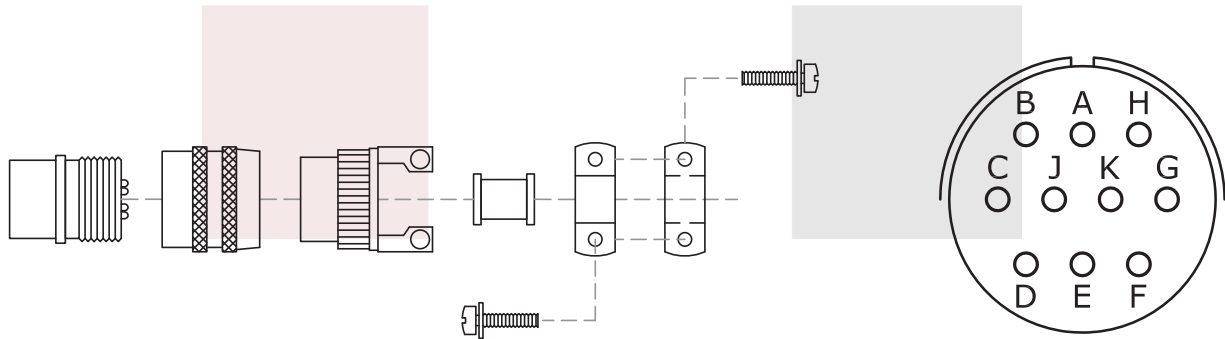
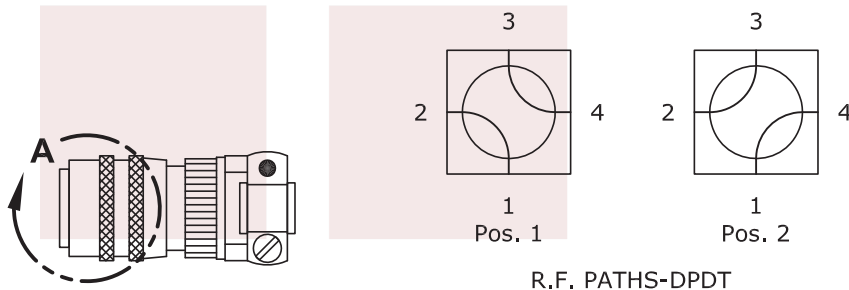
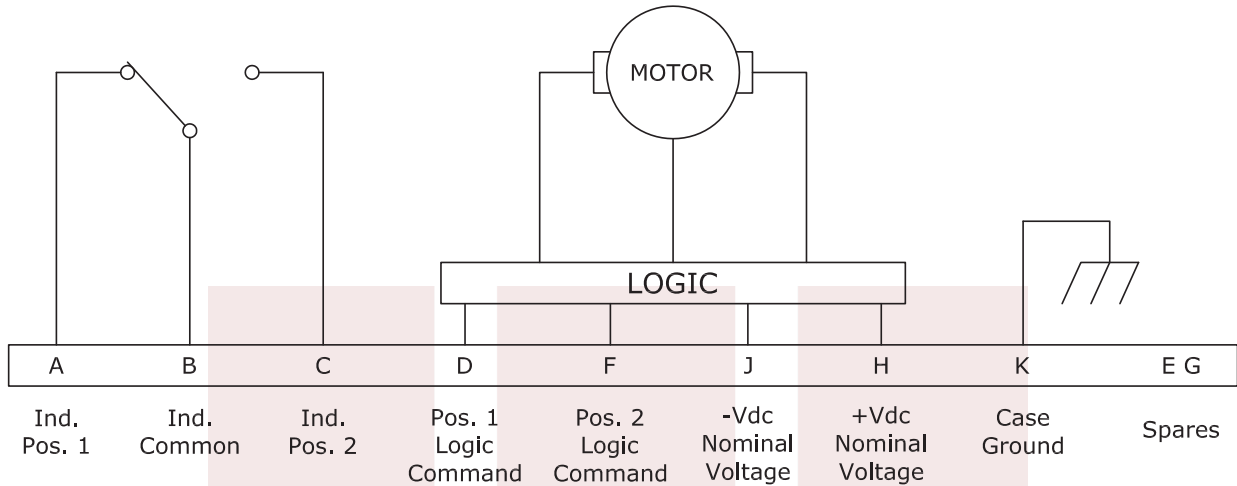
For additional information on this product, please click the following link: [WR-28 Waveguide Electromechanical Relay Latching Switch SPDT 40 GHz Max Frequency, 550 Watts Ka Band UG-599/U Square Cover Flange FMWGS6001](https://www.fairviewmicrowave.com/wr-28-waveguide-electromechanical-relay-latching-switch-spdt-40-ghz-fmw-gs6001-p.aspx)

URL: <https://www.fairviewmicrowave.com/wr-28-waveguide-electromechanical-relay-latching-switch-spdt-40-ghz-fmw-gs6001-p.aspx>

The information contained in this document is accurate to the best of our knowledge and representative of the part described herein. It may be necessary to make modifications to the part and/or the documentation of the part, in order to implement improvements. Fairview Microwave reserves the right to make such changes as required. Unless otherwise stated, all specifications are nominal. Fairview Microwave does not make any representation or warranty regarding the suitability of the part described herein for any particular purpose, and Fairview Microwave does not assume any liability arising out of the use of any part or documentation.



<b>FAIRVIEW MICROWAVE INC.</b> ALLEN, TX 75013 WWW.FAIRVIEWMICROWAVE.COM		NOTES: 1. UNLESS OTHERWISE SPECIFIED ALL DIMENSIONS ARE NOMINAL. 2. ALL SPECIFICATIONS ARE SUBJECT TO CHANGE WITHOUT NOTICE AT ANY TIME. 3. DIMENSIONS ARE IN INCHES [mm].			
TITLE WR-28 Waveguide Electromechanical Relay Latching Switch SPDT 40 GHz Max Frequency, 550 Watts Ka Band UG-599/U Square Cover Flange		DWG NO <b>FMWGS6001</b>		CAGE CODE <b>3FKR5</b>	
CAD FILE	012417	SHEET	SCALE	N/A	SIZE A 2233



**View A**

<b>FAIRVIEW MICROWAVE INC.</b> ALLEN, TX 75013 WWW.FAIRVIEWMICROWAVE.COM		NOTES: 1. UNLESS OTHERWISE SPECIFIED ALL DIMENSIONS ARE NOMINAL. 2. ALL SPECIFICATIONS ARE SUBJECT TO CHANGE WITHOUT NOTICE AT ANY TIME. 3. DIMENSIONS ARE IN INCHES [mm].			
TITLE WR-28 Waveguide Electromechanical Relay Latching Switch SPDT 40 GHz Max Frequency, 550 Watts Ka Band UG-599/U Square Cover Flange		DWG NO <b>FMWGS6001</b>		CAGE CODE <b>3FKR5</b>	
CAD FILE	012417	SHEET	SCALE	N/A	SIZE A 2233