

**WR-51 to SMA Female Waveguide to Coax Adapter
UBR180 with 14.5 GHz to 22 GHz in Brass**

The FMWCA1099 is a right angle waveguide to coaxial adapter operating at a frequency range of 14.5 GHz to 22 GHz. This adapter offers a WR-51 waveguide interface size coupled with a precision tolerance UBR180 flange. The FMWCA1099 is constructed of brass and painted gray to ensure durability. The coaxial connector offered by this adapter uses an SMA Female connector.

Configuration

Waveguide Size	WR-51
Flange	UBR180
RF Connector	SMA Female
Body Geometry	Right Angle

Electrical Specifications

Description	Min	Typ	Max	Units
Frequency Range	14.5		22	GHz
VSWR			1.25:1	
Insertion Loss			0.3	dB
Input Power (CW)			50	Watts

Mechanical Specifications

Size	
Length	1.06 in [26.92 mm]
Width	1.19 in [30.23 mm]
Height	1.19 in [30.23 mm]

RF Connector	
Connector Type	SMA Female

Waveguide Interface	
Waveguide Type	WR-51
Flange Type	UBR180
Body Material and Plating	Brass

Compliance Certifications (see [product page](#) for current document)

Plotted and Other Data

- Notes:
- Values at +25 °C, sea level unless stated otherwise


Features:

- 14.5 to 22 GHz Frequency Range
- WR-51 Waveguide Interface
- UBR180 Flange
- SMA Female RF Interface
- Comprehensive waveguide offering also include E-Bends, H-Bends, Sections, Filters, Terminations, Couplers, and more.

Applications:

- Test Benches
- Radar
- Satellite
- Microwave Radio Systems
- Military and Space
- Communication Systems


Fairview Microwave
 301 Leora Ln., Suite 100
 Lewisville, TX 75056
 Tel: 1-800-715-4396 / (972) 649-6678
 Fax: (972) 649-6689
www.fairviewmicrowave.com
sales@fairviewmicrowave.com

WR-51 to SMA Female Waveguide to Coax Adapter UBR180 with 14.5 GHz to 22 GHz in Brass from Fairview Microwave is in-stock and available to ship same-day. All of our RF/microwave products are available off-the-shelf from our ISO 9001:2008 certified facilities in Lewisville, Texas. Fairview Microwave is RF on-demand.

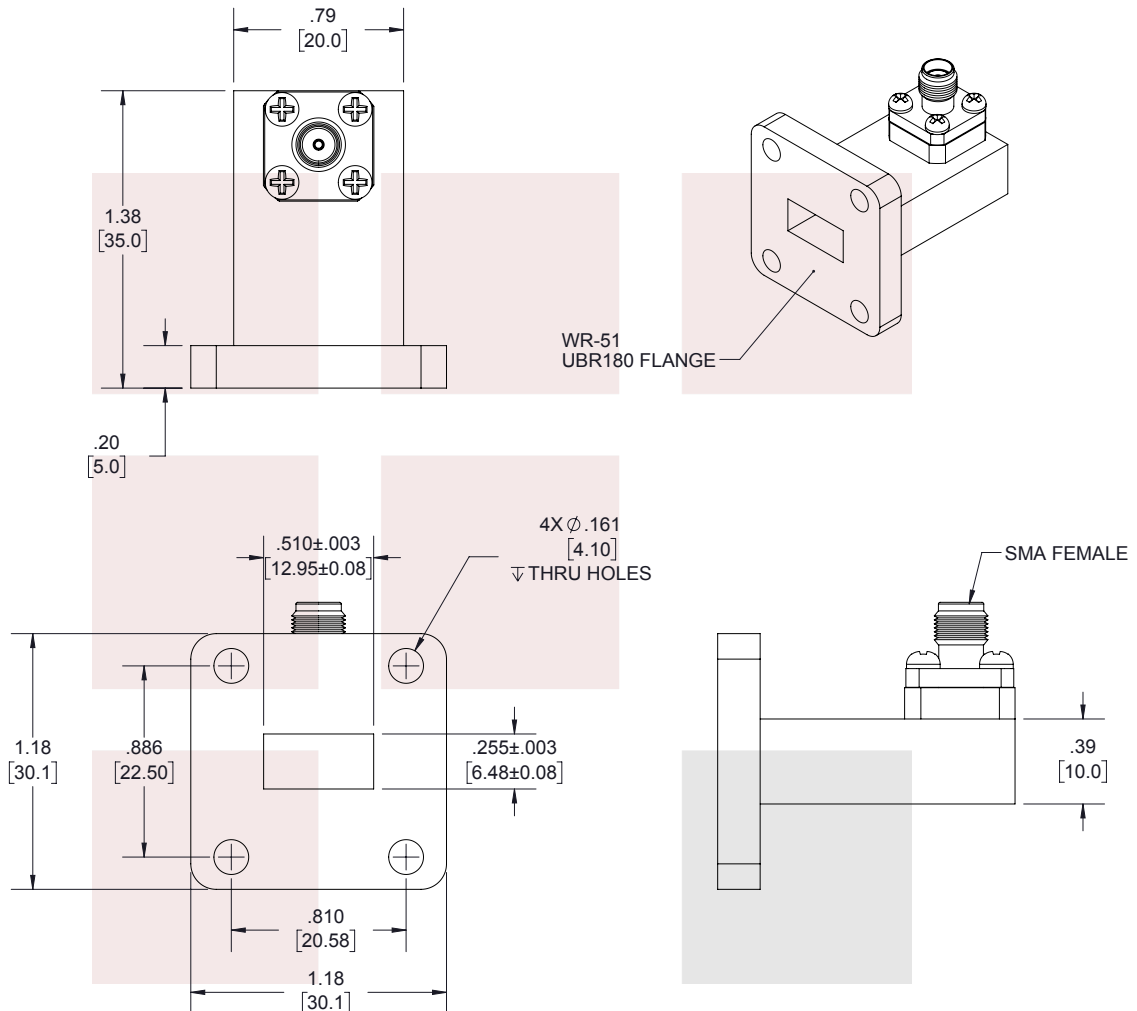
For additional information on this product, please click the following link: [WR-51 to SMA Female Waveguide to Coax Adapter UBR180 with 14.5 GHz to 22 GHz in Brass FMWCA1099](#)

URL: <https://www.fairviewmicrowave.com/wr51-sma-female-waveguide-coax-adapter-ubr180-fmwca1099-p.aspx>

The information contained in this document is accurate to the best of our knowledge and representative of the part described herein. It may be necessary to make modifications to the part and/or the documentation of the part, in order to implement improvements. Fairview Microwave reserves the right to make such changes as required. Unless otherwise stated, all specifications are nominal. Fairview Microwave does not make any representation or warranty regarding the suitability of the part described herein for any particular purpose, and Fairview Microwave does not assume any liability arising out of the use of any part or documentation.



REVISIONS			
REV.	DESCRIPTION	DATE	APPROVED
A	INITIAL RELEASE	05/08/2020	SPONG



LABEL:

FAIRVIEW MICROWAVE
FMWCA1099
D/C: YYWW

THESE COMMODITIES, TECHNOLOGY OR SOFTWARE WERE EXPORTED FROM THE UNITED STATES IN ACCORDANCE WITH THE EXPORT ADMINISTRATION REGULATIONS. DIVERSION CONTRARY TO U.S. LAW PROHIBITED.

TITLE

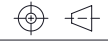
WR-51 to SMA Female Waveguide to Coax Adapter
UBR180 with 14.5 GHz to 22 GHz in Brass

UNLESS OTHERWISE SPECIFIED LEADING DIMENSIONS ARE INCHES
DIMENSIONS IN [] ARE MILLIMETERS

TOLERANCES: CABLE LENGTH (L) TOLERANCES:

.X = ±.2 [5.08]	FRACTIONS	L ≤ 12 [305] = +1 [25] / -0
.XX = ±.02 [.51]	± 1/32	12 [305] < L ≤ 60 [1524] = +2 [51] / -0
.XXX = ±.005 [.13]	ANGLES ± 1°	60 [1524] < L ≤ 120 [3048] = +4 [102] / -0
		120 [3048] < L ≤ 300 [7620] = +6 [152] / -0
		300 [7620] < L = +5%L / -0

THIRD-ANGLE PROJECTION



THE INFORMATION AND DESIGN IN THIS DOCUMENT IS THE PROPERTY OF FAIRVIEW MICROWAVE CORPORATION. ALL RIGHTS RESERVED.

SHEET 1 OF 1

ALL DIMENSIONS SHOWN ARE FOR REFERENCE ONLY.

SCALE N/A

SIZE A	CAGE CODE 3FKR5	DRAWN BY BPUCHASKI	ITEM NO. FMWCA1099	REV A
-----------	--------------------	-----------------------	-----------------------	----------

T-Rev.D