

**Low PIM 4.3-10 Unequal Tapper With 9 dB Coupled Port From 350 MHz to 5.85 GHz Rated To 300 Watts**

The FMTP1009 is a 7:1 Split Ratio Tapper with 4.3-10 Female connectors rated to 300 watt CW. Insertion loss is a low 0.17 dB. The Nominal Coupling value at 698 to 960 MHz and 1,710 to 2,700 MHz is 9 dB.

Fairview Microwave's family of Low PIM Power Tappers (Unequal Power Dividers) are designed without solder joints and a unique airline distributed capacitor construction allows for exceptional performance within the 350 to 5,850 MHz frequency range. They are offered in a range of Split Ratios to allow flexibility in the design of your DAS system. Especially designed and manufactured for the rigors of low PIM systems, this family of Tappers is rated at an average power of 300 watt CW, and have PIM performance of -160 dBc or better. They can be used indoor or outdoor as they meet the moisture requirements of IP67. They are available in four different connector types: N, DIN 7-16, 4.3-10, and Mini DIN 4.1/9.5.



**Features:**

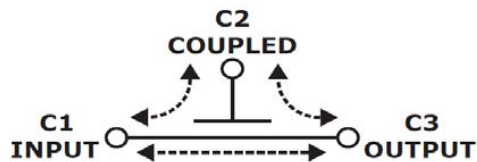
- 7:1 Split (9 dB Coupling)
- Low PIM (-160 dBc)
- 300 watt CW Rating
- 350 to 5,850 MHz
- VSWR 1.25
- 4.3-10 Female Connector
- Mounting Bracket

**Electrical Specifications**

Description	Min	Typ	Max	Units
Frequency Range	0.35		5.85	GHz
Split Ratio		7:1		
Impedance		50		Ohms
Coupling		9		dB
Coupling (C1 - C2)		9		dB
Coupling (C1 - C3)		0.6		dB
Insertion Loss			0.17	dB
Passive Intermodulation 2 tones at 43 dBm, F1 = 1930 MHz, F2 = 1990 MHz			-160	dBc
Input Power (CW)			300	Watts
Input Power (Peak)			3	KWatts

**Performance by Frequency**

Description	F1	F2	F3	F4	F5	Units
Frequency Range	350 - 520	698 - 960	1710 - 2700	3500-4500	4900 - 5850	MHz
Coupling (Tested)		9 ± 0.3	9.3 ± 0.6			dB
Typical Coupling	9			8.2	9.6	dB
Maximum Return Loss		-19.8	-19.8			dB
Typical Return Loss	-19.8			-19.8	-19.8	dB



Electrical Specification Notes:  
 Not designed for use in the 1,500 to 1,690 MHz frequency range.

**Applications:**

- Indoor/Outdoor Use (IP67)
- Base Station
- 4G/LTE/AWS/PCS/PMR/UMTS/TETRA/WiFi/WiMAX
- Distributed Antenna Systems (DAS)
- Wireless Infrastructure

Fairview Microwave  
 1130 Junction Dr. #100  
 Allen, TX 75013  
 Tel: 1-800-715-4396 / (972) 649-6678  
 Fax: (972) 649-6689  
[www.fairviewmicrowave.com](http://www.fairviewmicrowave.com)  
[sales@fairviewmicrowave.com](mailto:sales@fairviewmicrowave.com)

**Mechanical Specifications**

**Size**

Length 4 in [101.6 mm]  
 Width 1 in [25.4 mm]  
 Height 2.11 in [53.59 mm]

Weight 0.7134 lbs [323.59 g]

Housing Material and Plating Aluminum, Chem Film

**Configuration**

Package Type Connectorized  
 Input Connector 4.3-10 Female  
 Output Connector 4.3-10 Female  
 Coupled Connector 4.3-10 Female

**Environmental Specifications**

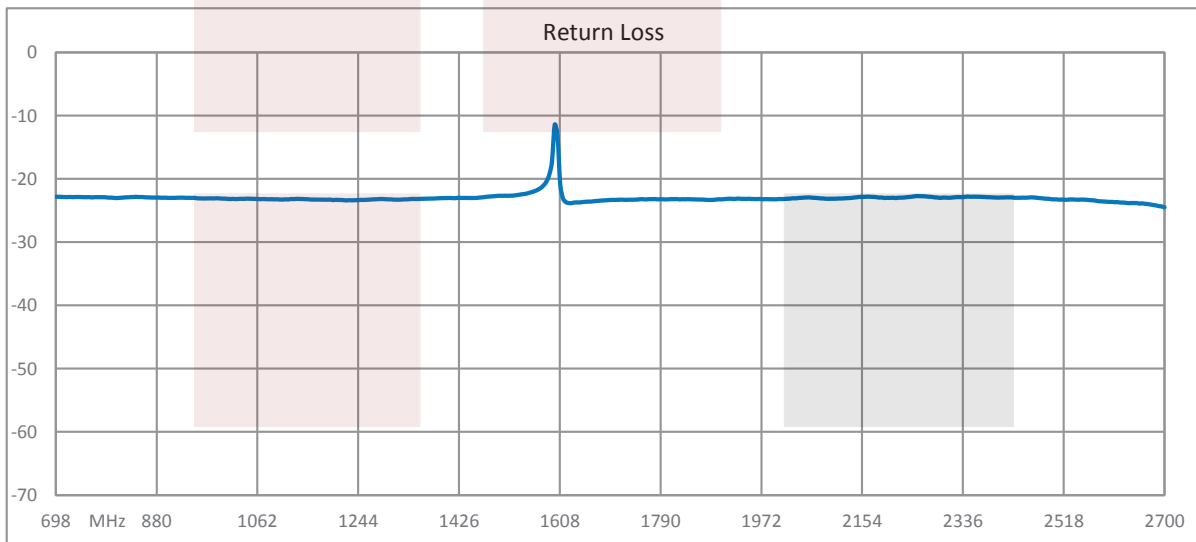
Humidity IP67

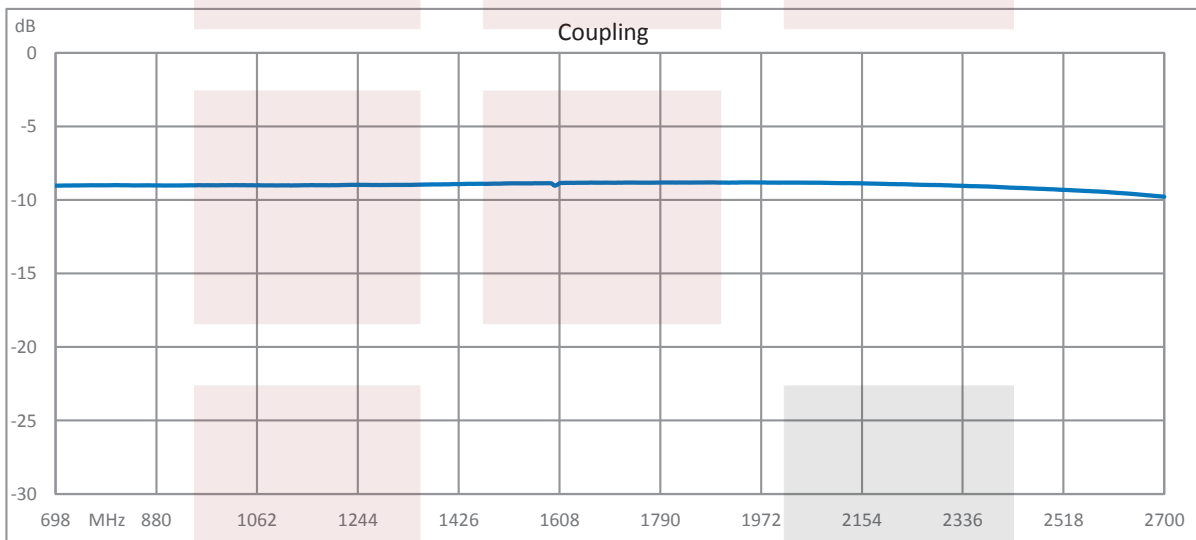
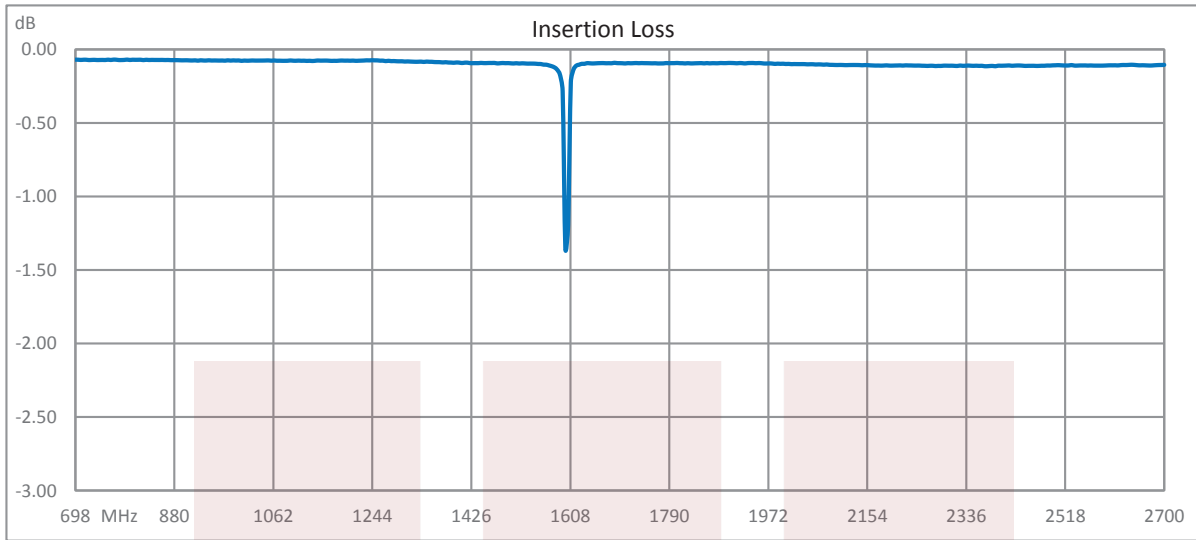
**Compliance Certifications** (see [product page](#) for current document)

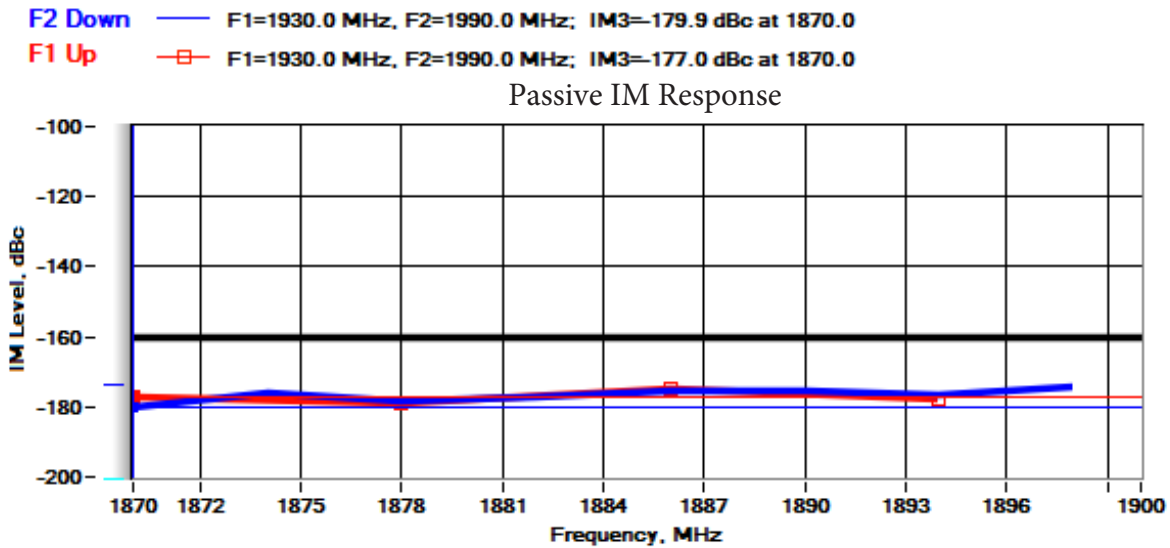
**Plotted and Other Data**

Notes:

**Typical Performance Data**





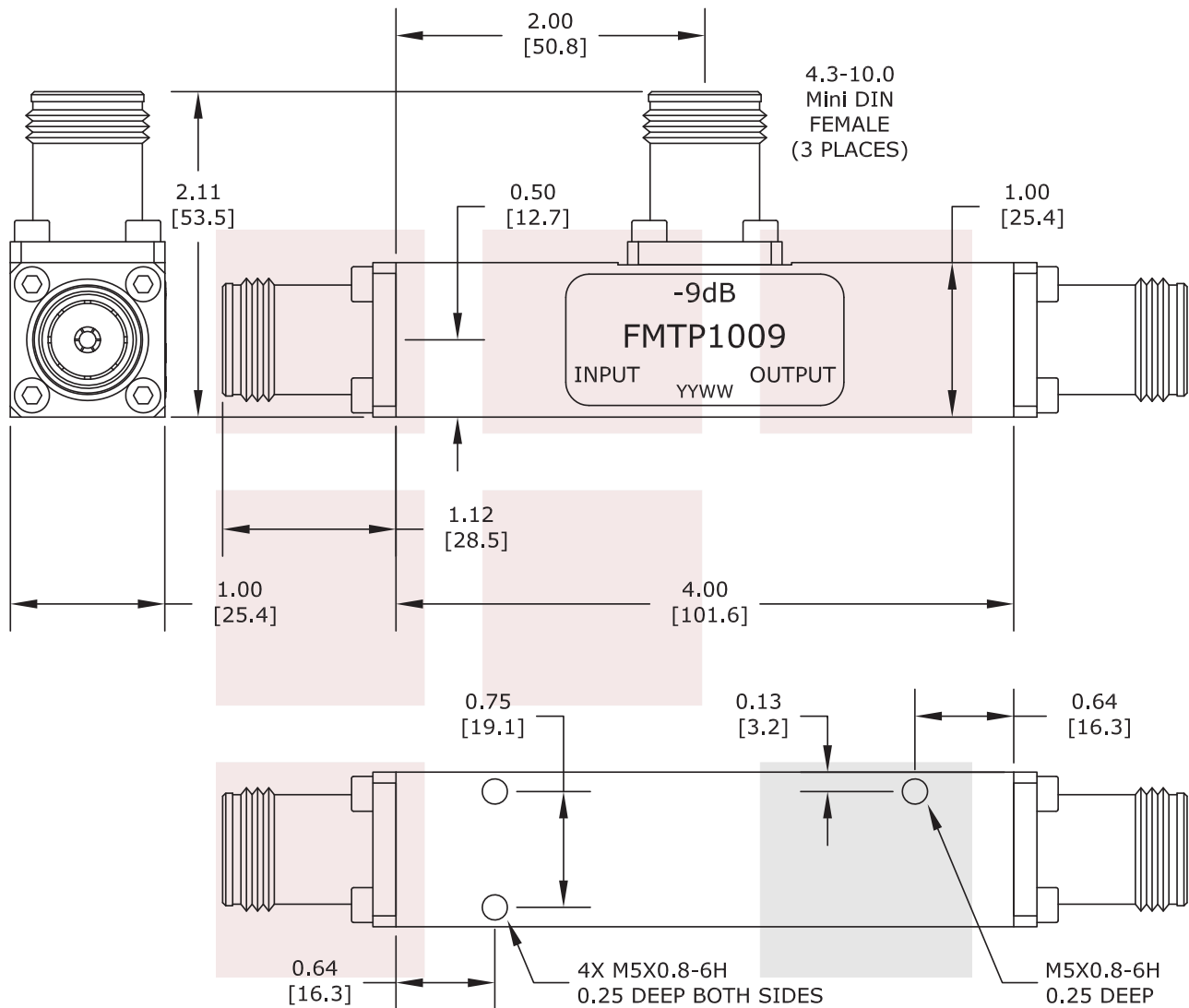


Low PIM 4.3-10 Unequal Tapper With 9 dB Coupled Port From 350 MHz to 5.85 GHz Rated To 300 Watts from Fairview Microwave is in-stock and available to ship same-day. All of our RF/microwave products are available off-the-shelf from our ISO 9001:2008 certified facilities in Allen, Texas. Fairview Microwave is RF on-demand.

For additional information on this product, please click the following link: [Low PIM 4.3-10 Unequal Tapper With 9 dB Coupled Port From 350 MHz to 5.85 GHz Rated To 300 Watts FMTP1009](#)

URL: <https://www.fairviewmicrowave.com/low-pim-4.3-10-unequal-tapper-9-db-5.85-ghz-fmtp1009-p.aspx>

The information contained in this document is accurate to the best of our knowledge and representative of the part described herein. It may be necessary to make modifications to the part and/or the documentation of the part, in order to implement improvements. Fairview Microwave reserves the right to make such changes as required. Unless otherwise stated, all specifications are nominal. Fairview Microwave does not make any representation or warranty regarding the suitability of the part described herein for any particular purpose, and Fairview Microwave does not assume any liability arising out of the use of any part or documentation.



**TOLERANCES:**  
 HOLE TOLERANCE: X.XXX ±.003  
 LENGTH TOLERANCE: X.XXX ±.010  
 LENGTH TOLERANCE: X.XX ±.03

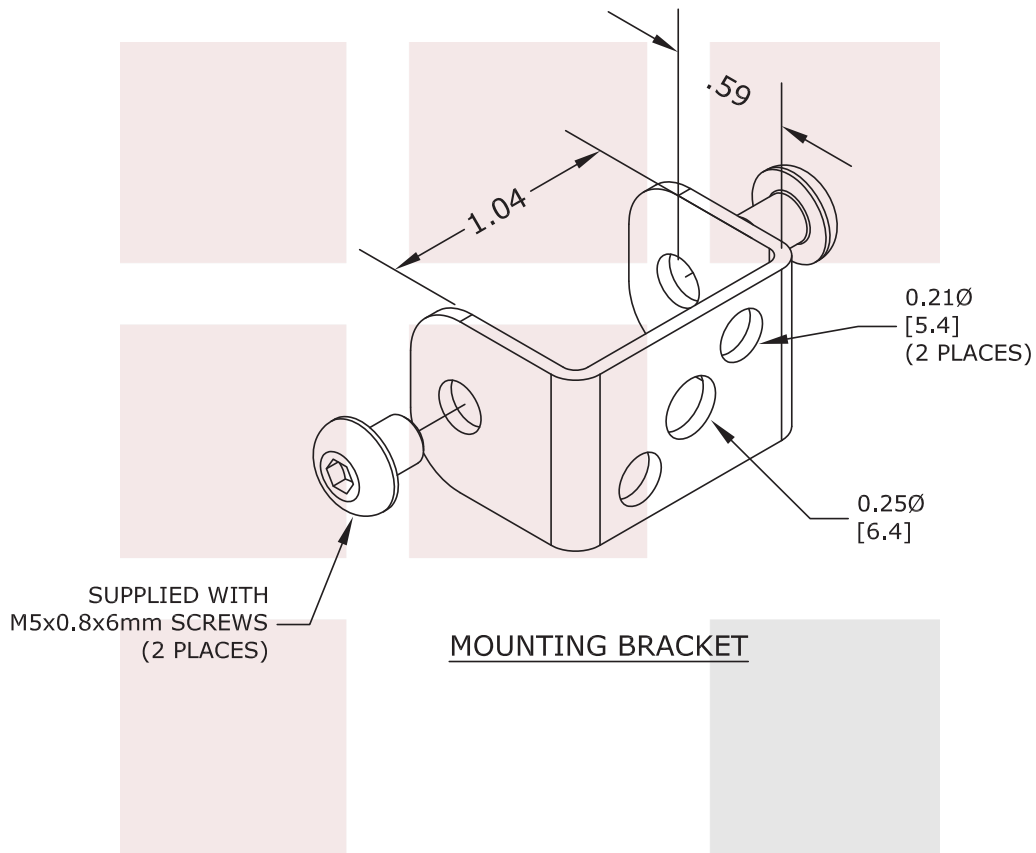
**FAIRVIEW MICROWAVE INC.**  
 ALLEN, TX 75013 WWW.FAIRVIEWMICROWAVE.COM

**NOTES:**  
 1. UNLESS OTHERWISE SPECIFIED ALL DIMENSIONS ARE NOMINAL.  
 2. ALL SPECIFICATIONS ARE SUBJECT TO CHANGE WITHOUT NOTICE AT ANY TIME.  
 3. DIMENSIONS ARE IN INCHES [mm].

**TITLE**  
 Low PIM 4.3-10 Unequal Tapper With 9 dB Coupled Port From 350 MHz to 5.85 GHz Rated To 300 Watts

**DWG NO** FMTMP1009 **CAGE CODE** 3FKR5

**CAD FILE** 080516 **SHEET** **SCALE** N/A **SIZE** A **2233**



TOLERANCES:  
 HOLE TOLERANCE: X.XXX  $\pm$ .003  
 LENGTH TOLERANCE: X.XXX  $\pm$ .010  
 LENGTH TOLERANCE: X.XX  $\pm$ .03

**FAIRVIEW MICROWAVE INC.**  
 ALLEN, TX 75013 WWW.FAIRVIEWMICROWAVE.COM

NOTES:  
 1. UNLESS OTHERWISE SPECIFIED ALL DIMENSIONS ARE NOMINAL.  
 2. ALL SPECIFICATIONS ARE SUBJECT TO CHANGE WITHOUT NOTICE AT ANY TIME.  
 3. DIMENSIONS ARE IN INCHES [mm].

TITLE  
 Low PIM 4.3-10 Unequal Tapper With 9 dB Coupled Port From 350 MHz to 5.85 GHz Rated To 300 Watts

DWG NO	FMTMP1009	CAGE CODE	3FKR5		
CAD FILE	080516	SHEET	SCALE	N/A	SIZE A 2233