

**SP4T Latching DC to 3 GHz Electro-Mechanical Relay
 Switch Accessory PWB, up to 400W, 12V, SMA**

The FMSW8002 is a DC to 3 GHz Accessory PWB Assembly for model FMSW6346 electromechanical relay switch configuration. The PWB Assembly can handle up to 400 Watts of CW input power in a break before make condition. The design features a failsafe actuator and is rated for 2M life cycles of cold switching for high reliability operation. Insertion loss is specified from 0.1 dB max and Isolation from 50 dB min, with +12 Vdc operating voltage. Accessory PWB includes three (3) SMA female connectors. Assembly is required for mounting the SMA and SPDT switch module to PWB. Performance is guaranteed over -25°C to +85°C and the switch assembly is RoHS and REACH compliant.



Electrical Specifications

Switch Type SP4T
 Actuator Type Latching
 Switching Sequence Break Before Make

Description	Min	Typ	Max	Units
Frequency Range	DC		3	GHz
Impedance		50		Ohms
Operating Voltage		12		Volts
Actuating Current @ 12 Volts		58		mA
Switching Time			4	ms

Performance by Frequency

Description	F1	F2	F3	F4	F5	Units
Frequency Range	DC - 1	1 - 2	2 - 3			GHz
VSWR, Max	1.2:1	1.4:1	1.6:1			
Insertion Loss, Max	0.5	0.75	1			dB
Isolation, Min	50	40	30			dB
Power In, Typ (CW)	400	280	175			Watts

Mechanical Specifications

Size
 Length 2.99 in [75.95 mm]
 Width/Diameter 1.5 in [38.1 mm]
 Height 0.42 in [10.67 mm]
 Weight 0.032 lbs [14.51 g]
 Package Type Connectorized
 Operating Life 2,000,000 Cycles

Connectors

RF Connector Type SMA Female
 Control Connector Solder Pin

Environmental Specifications

Temperature

Operating Range -40 to +85 deg C
 Storage Range -55 to +85 deg C

Features:

- Accessory PWB for model FMSW6346
- DC to 3 GHz Frequency Range
- 1M Cycle Operating Life Min
- Latching Actuator
- Insertion Loss 0.5 dB max
- Isolation 50 dB min
- Up to 400 Watts Power Max
- Switching Sequence Break Before Make
- +12 Vdc Bias

Applications:

- Test & Measurement
- Military Communication
- Commercial Communication
- Wireless Communications
- SATCOM
- Military Electronic Systems
- RF Test Stations

Fairview Microwave
 301 Leora Ln., Suite 100
 Lewisville, TX 75056
 Tel: 1-800-715-4396 / (972) 649-6678
 Fax: (972) 649-6689
www.fairviewmicrowave.com
sales@fairviewmicrowave.com

Compliance Certifications (see [product page](#) for current document)

Plotted and Other Data

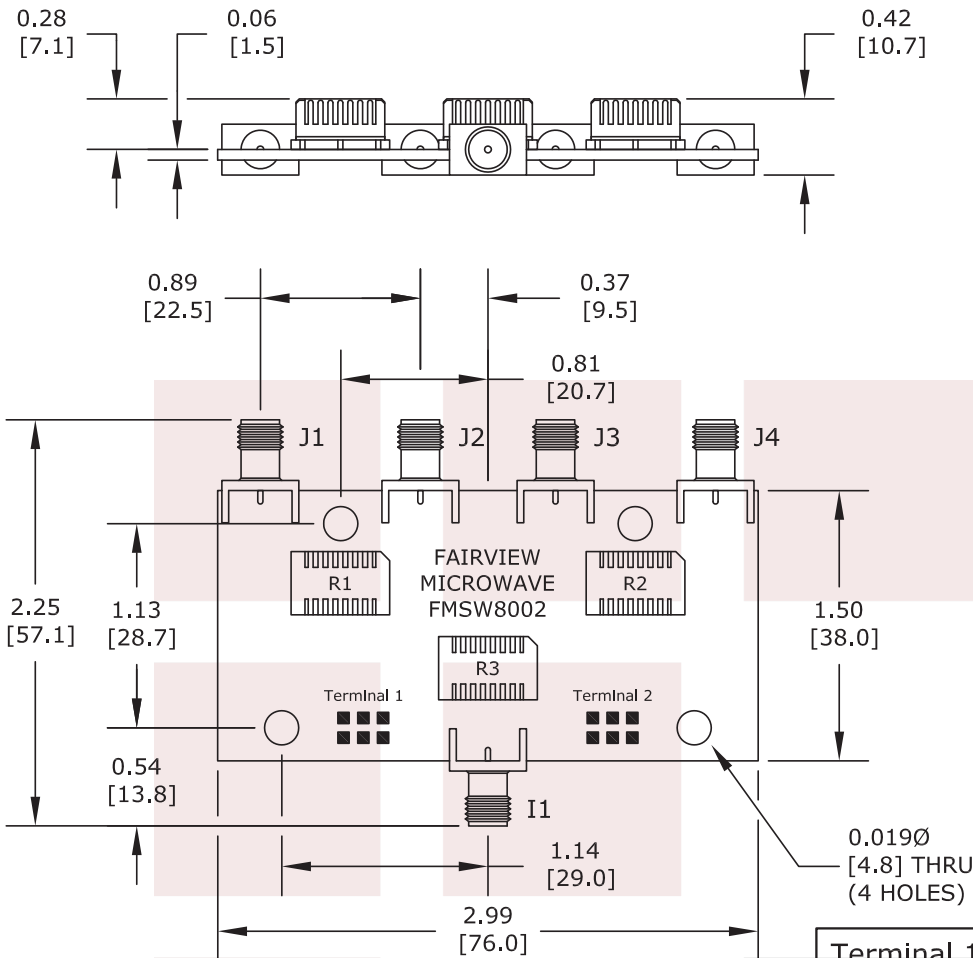
Notes:

SP4T Latching DC to 3 GHz Electro-Mechanical Relay Switch Accessory PWB, up to 400W, 12V, SMA from Fairview Microwave is in-stock and available to ship same-day. All of our RF/microwave products are available off-the-shelf from our ISO 9001:2008 certified facilities in Allen, Texas. Fairview Microwave is RF on-demand.

For additional information on this product, please click the following link: [SP4T Latching DC to 3 GHz Electro-Mechanical Relay Switch Accessory PWB, up to 400W, 12V, SMA FMSW8002](#)

URL: <https://www.fairviewmicrowave.com/sp4t-latching-3-ghz-electro-mechanical-relay-switch-accessory-pwb-12v-sma-fmsw8002-p.aspx>

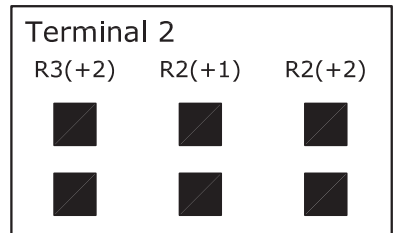
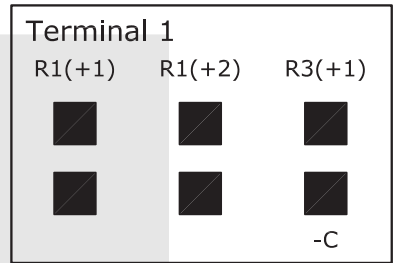
The information contained in this document is accurate to the best of our knowledge and representative of the part described herein. It may be necessary to make modifications to the part and/or the documentation of the part, in order to implement improvements. Fairview Microwave reserves the right to make such changes as required. Unless otherwise stated, all specifications are nominal. Fairview Microwave does not make any representation or warranty regarding the suitability of the part described herein for any particular purpose, and Fairview Microwave does not assume any liability arising out of the use of any part or documentation.



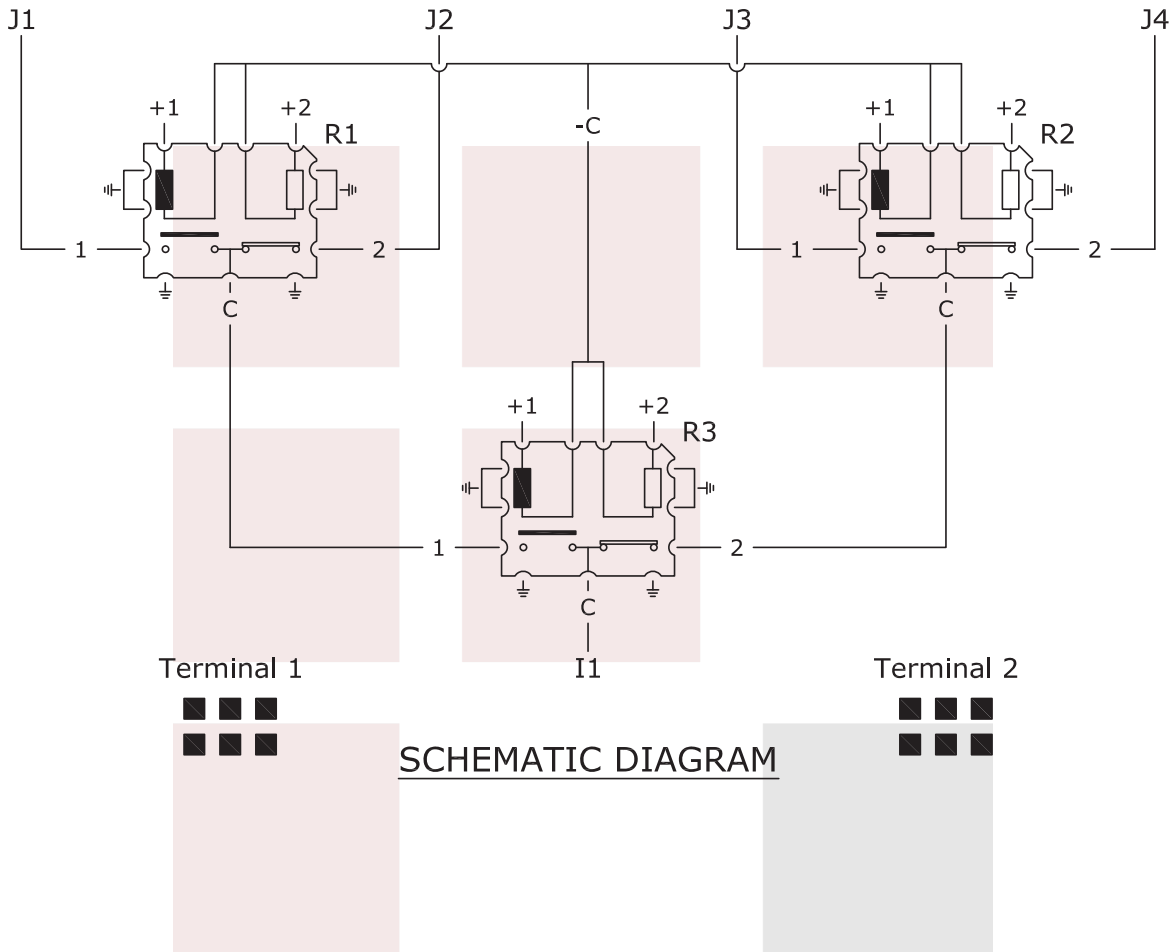
STANDARD TOLERANCES
DECIMAL
±0.039

*STANDARD TOLERANCES APPLY
ONLY TO DIMENSIONS IN INCHES

Voltage	RF Continuity
-C R3(+1) -C R1(+1)	I1 ↔ J1
-C R3(+1) -C R1(+2)	I1 ↔ J2
-C R3(+2) -C R2(+1)	I1 ↔ J3
-C R3(+2) -C R2(+2)	I1 ↔ J4



FAIRVIEW MICROWAVE INC. ALLEN, TX 75013 WWW.FAIRVIEWMICROWAVE.COM		NOTES: 1. UNLESS OTHERWISE SPECIFIED ALL DIMENSIONS ARE NOMINAL. 2. ALL SPECIFICATIONS ARE SUBJECT TO CHANGE WITHOUT NOTICE AT ANY TIME. 3. DIMENSIONS ARE IN INCHES [mm].			
TITLE SP4T Latching DC to 3 GHz Electro-Mechanical Relay Switch Accessory PWB, up to 400W, 12V, SMA		DWG NO FMSW8002		CAGE CODE 3FKR5	
CAD FILE	033117	SHEET	SCALE	N/A	SIZE A 2233



STANDARD TOLERANCES
 DECIMAL
 ±0.039

*STANDARD TOLERANCES APPLY
 ONLY TO DIMENSIONS IN INCHES

FAIRVIEW MICROWAVE INC.
 ALLEN, TX 75013 WWW.FAIRVIEWMICROWAVE.COM

NOTES:
 1. UNLESS OTHERWISE SPECIFIED ALL DIMENSIONS ARE NOMINAL.
 2. ALL SPECIFICATIONS ARE SUBJECT TO CHANGE WITHOUT NOTICE AT ANY TIME.
 3. DIMENSIONS ARE IN INCHES [mm].

TITLE
 SP4T Latching DC to 3 GHz Electro-Mechanical Relay
 Switch Accessory PWB, up to 400W, 12V, SMA

DWG NO	FMSW8002	CAGE CODE	3FKR5		
CAD FILE	033117	SHEET	SCALE	N/A	SIZE A 2233