

SMA PIN Diode Switch SP3T From 8 GHz to 12 GHz Rated at +20 dBm

FMSW6246 is a Single Pole Triple Throw (SP3T) Absorptive PIN Diode Switch that operates from 8 GHz to 12 GHz. The output port is terminated in 50 ohms when switched in the isolation (off) state. Outstanding typical performance includes < 2.8 dB insertion loss, > 70 dB isolation, and < 100 nsec switching speed. The design incorporates TTL compatible driver circuitry for accurate logic control. Operational temperature range is -40°C to +85°C and dual voltage controls of +5 DC and -15 DC are required. The rugged package is designed to meet a series of MIL-STD-202F environmental conditions including humidity, shock, vibration, and temperature cycle. Package interfaces include solder terminals and female SMA connectors.



Electrical Specifications

Description	Min	Typ	Max	Units
Frequency Range	8		12	GHz
Impedance		50		Ohms
Insertion Loss			2.8	dB
Isolation	70			dB
Switching Time			100	ns
Input Power (CW)			0.1	Watts
Survival Power			1	Watts
Positive Operating Voltage		5		Vdc
Negative Operating Voltage		-15		Vdc
Current @ 5 Vdc		150		mA
Current @ -15 Vdc		100		mA
Operating Temperature	-40		+85	deg C

Mechanical Specifications

Length	1.5 in [38.1 mm]
Width	1.5 in [38.1 mm]
Height	0.4 in [10.16 mm]
Weight	0.107 lbs [48.53 g]
Finish	Blue Paint

Configuration

Design	Absorptive, SP3T
RF Connector	SMA Female
RF Connector Option	Field Replaceable
Control Connector	Solder Pin

Environmental Specifications

Temperature

Operating Range	-40 to +85 deg C
Storage Range	-55 to +125 deg C

Humidity	MIL-STD-202F, Method 103B, Condition B
Shock	MIL-STD-202F, Method 213B, Condition B
Vibration	MIL-STD-202F, Method 204D, Condition B

Features:

- SP3T Absorptive Switch
- 8.0 GHz to 12.0 GHz
- Insertion Loss 2.8 dB max
- Isolation 70 dB min
- Power Input 20 dBm CW max
- Field Replaceable Connectors

Applications:

- Test & Measurement
- Military Communication
- Commercial Communication
- Wireless Communications
- SATCOM
- Military Electronic Systems
- RF Test Stations

Fairview Microwave
 301 Leora Ln., Suite 100
 Lewisville, TX 75056
 Tel: 1-800-715-4396 / (972) 649-6678
 Fax: (972) 649-6689
www.fairviewmicrowave.com
sales@fairviewmicrowave.com

Altitude
Temperature Cycling
ESD Sensitivity

MIL-STD-202F, Method 105C, Condition B
MIL-STD-202F, Method 107D, Condition A
ESD Sensitive Material, Transport material in Approved ESD bags. Handle only in ESD Workstation.



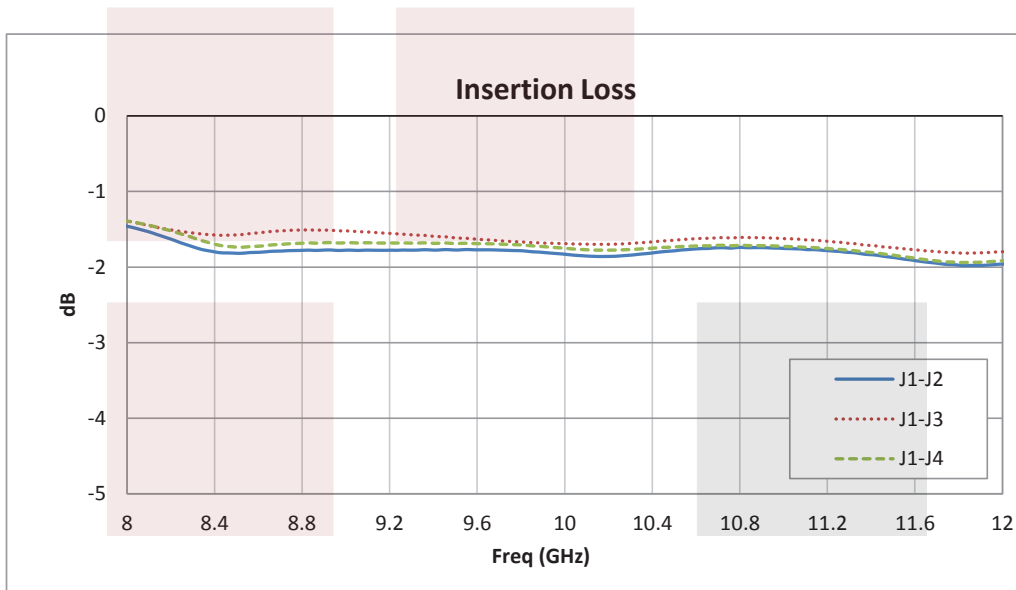
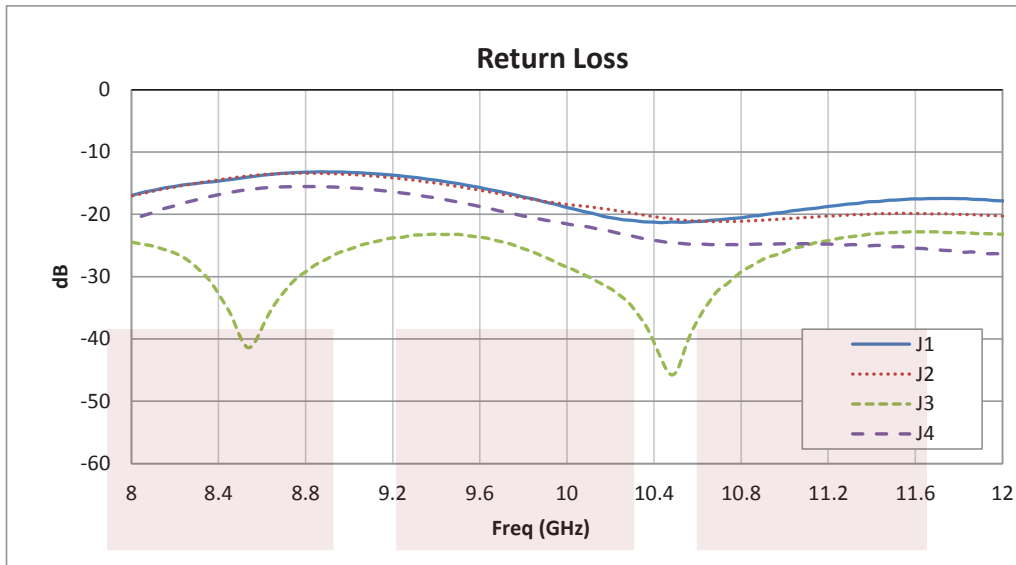
Compliance Certifications (see [product page](#) for current document)

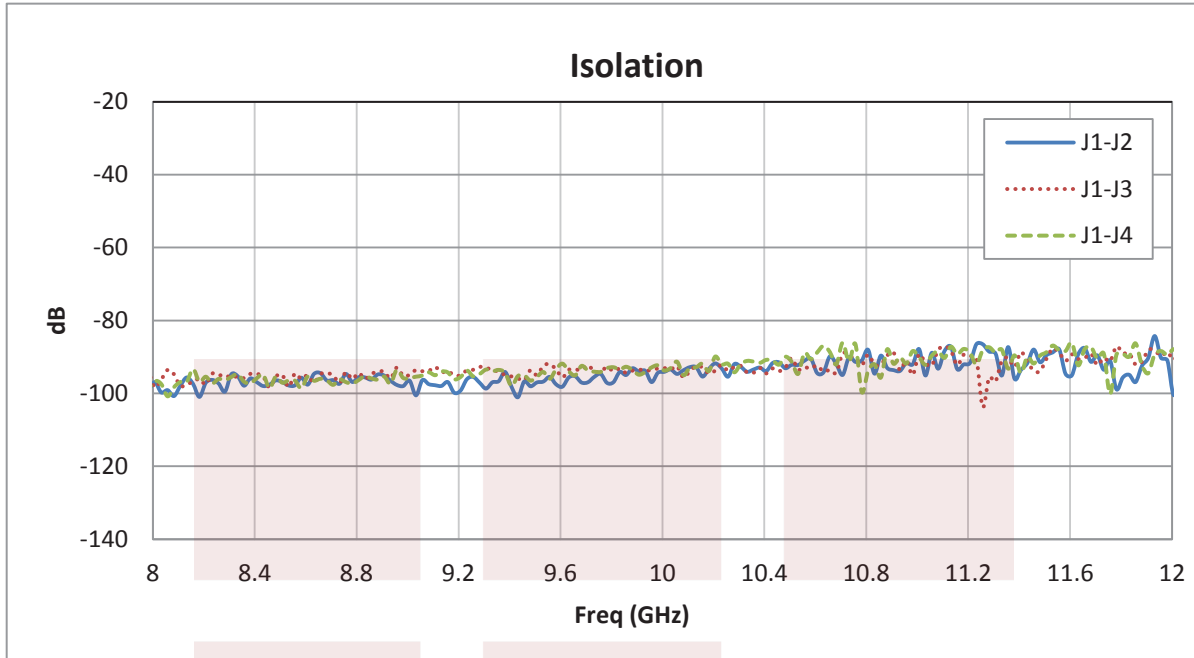
Plotted and Other Data

Notes:



Typical Performance Data



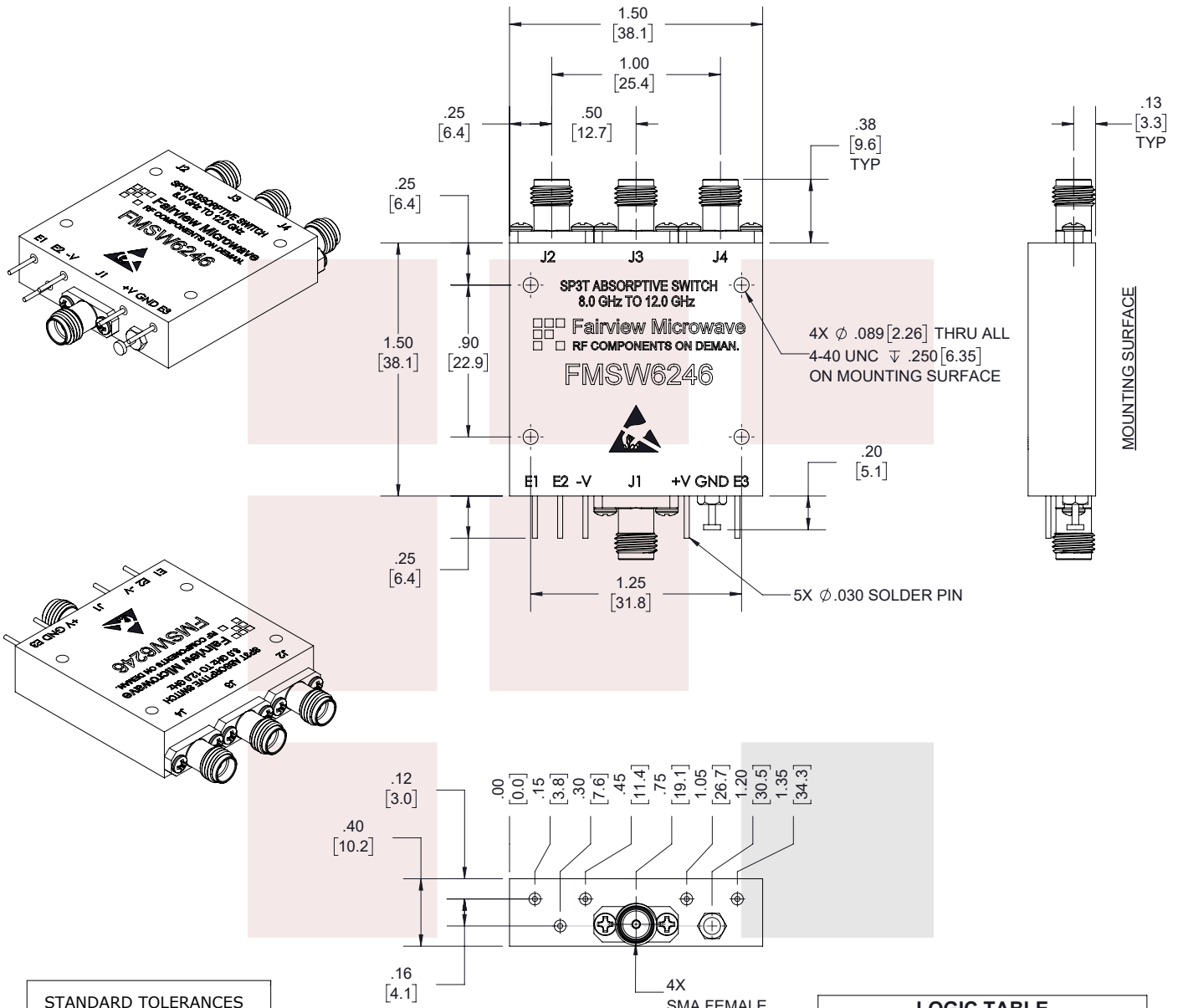


SMA PIN Diode Switch SP3T From 8 GHz to 12 GHz Rated at +20 dBm from Fairview Microwave is in-stock and available to ship same-day. All of our RF/microwave products are available off-the-shelf from our ISO 9001:2008 certified facilities in Allen, Texas. Fairview Microwave is RF on-demand.

For additional information on this product, please click the following link: [SMA PIN Diode Switch SP3T From 8 GHz to 12 GHz Rated at +20 dBm FMSW6246](#)

URL: <https://www.fairviewmicrowave.com/sma-pin-diode-switch-sp3t-8-12-ghz-rated-20-dbm-fmsw6246-p.aspx>

The information contained in this document is accurate to the best of our knowledge and representative of the part described herein. It may be necessary to make modifications to the part and/or the documentation of the part, in order to implement improvements. Fairview Microwave reserves the right to make such changes as required. Unless otherwise stated, all specifications are nominal. Fairview Microwave does not make any representation or warranty regarding the suitability of the part described herein for any particular purpose, and Fairview Microwave does not assume any liability arising out of the use of any part or documentation.



STANDARD TOLERANCES

.X	±0.2
.XX	±0.02
.XXX	±0.010

*STANDARD TOLERANCES APPLY ONLY TO DIMENSIONS IN INCHES

LOGIC TABLE

E1	E2	E3	FUNCTION
0	1	1	J1-J2 "LOW LOSS"
1	0	1	J1-J3 "LOW LOSS"
1	1	0	J1-J4 "LOW LOSS"

<p>Fairview Microwave RF COMPONENTS ON DEMAND. <i>Done!</i></p>		<p>NOTES: 1. UNLESS OTHERWISE SPECIFIED ALL DIMENSIONS ARE NOMINAL. 2. ALL SPECIFICATIONS ARE SUBJECT TO CHANGE WITHOUT NOTICE AT ANY TIME. 3. DIMENSIONS ARE IN INCHES [mm].</p>	
<p>TITLE</p> <p>SMA PIN Diode Switch SP3T From 8 GHz to 12 GHz Rated at +20 dBm</p>		<p>DWG NO</p> <p>FMSW6246</p> <p>CAGE CODE</p> <p>3FKR5</p>	
<p>CAD FILE</p> <p>040218</p>		<p>SHEET</p> <p>1 OF 1</p> <p>SCALE</p> <p>N/A</p> <p>SIZE</p> <p>A</p> <p>7361</p>	