

8 Way Power Divider SMA Connectors Wilkinson
From 500 MHz to 2 GHz Rated at 30 Watts

FMDV0023 is a passive 8 way RF Power Divider with 50 ohm SMA female connectors operating from 0.5 to 2 GHz, with a max input power of 30 watts. The FMDV0023 has less than 20 dB Isolation, 1.5 dB maximum Insertion loss and a Max VSWR of 1.4:1; along with a phase balance of ± 4 degrees and an amplitude balance of ± 0.4 dB. The RF Divider operates in a temperature range from -55°C to 85°C and meets Military standards for Humidity, Shock, Vibration, Altitude, and Temperature. Power dividers have many applications and so perform many valuable functions within the RF/Microwave world. Examples are antenna beam forming, taps for cable distributed systems combining feeds to and from antennae.



Electrical Specifications

Design	Wilkinson			
Number of Output Ports	8			
Description	Min	Typ	Max	Units
Frequency Range	0.5		2	GHz
Impedance		50		Ohms
Input VSWR			1.4:1	
Output VSWR			1.3:1	
Input Return Loss		15		dB
Output Return Loss		17		dB
Insertion Loss			1.5	dB
Isolation	20			dB
Amplitude Balance			± 0.4	dB
Phase Balance			± 4	Degrees
Input Power (CW)			30	Watts
Reverse Power (CW)			1	Watts

Features:

- 0.5 to 2 GHz
- 30 Watts Max Power
- $\pm 4^{\circ}$ Phase Balance
- 20 dB min Isolation
- 8 way SMA divider
- Meets MIL-STD-202F for Humidity, Shock, Vibration, Altitude, Temperature Cycle

Applications:

- Communications Systems
- CDMA, GSM, LTE
- Amplifier Systems
- Amplifier Power Dividing
- Aviation/Aerospace
- Defense Applications

Mechanical Specifications

Size	
Length	4.06 in [103.12 mm]
Width	4.25 in [107.95 mm]
Height	0.39 in [9.91 mm]
Weight	0.15 lbs [68.04 g]

Configuration

Input Connector	SMA Female
Output Connectors	SMA Female

Environmental Specifications

Temperature

Operating Range	-55 to $+85$ deg C
Storage Range	-55 to $+100$ deg C

Humidity

MIL-STD-202F,
 METHOD 103B
 COND. B

Fairview Microwave
 1130 Junction Dr. #100
 Allen, TX 75013
 Tel: 1-800-715-4396 / (972) 649-6678
 Fax: (972) 649-6689
www.fairviewmicrowave.com
sales@fairviewmicrowave.com

Shock
 Vibration
 Altitude
 Temperature Cycle

MIL-STD-202F, METHOD 213B COND. B
 MIL-STD-202F, METHOD 204D COND. B
 MIL-STD-202F, METHOD 105C COND. B
 MIL-STD-202F, METHOD 107D COND. A

Compliance Certifications (visit www.FairviewMicrowave.com for current document)

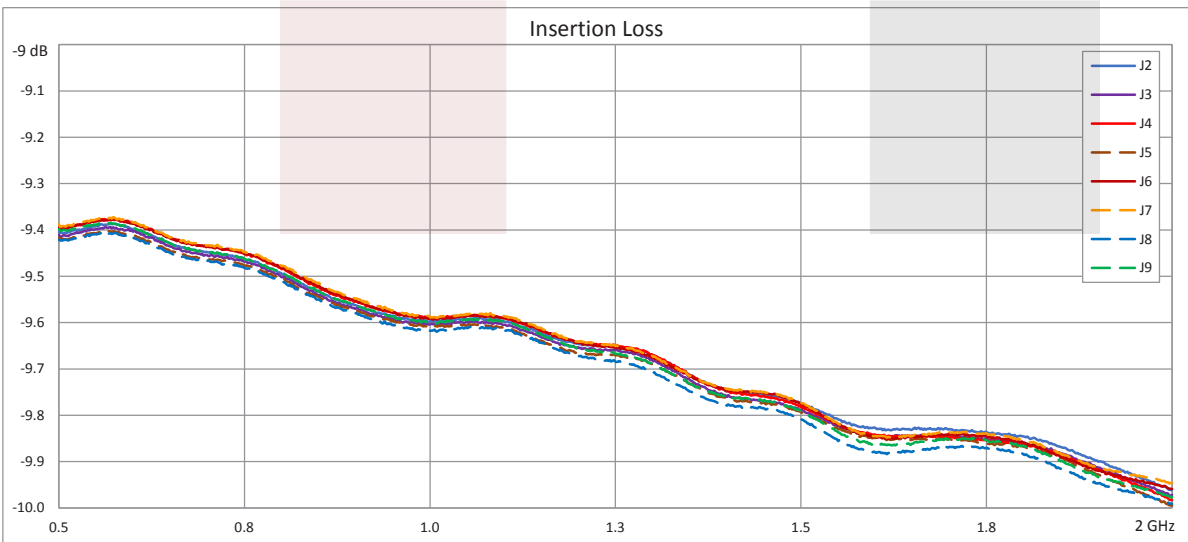
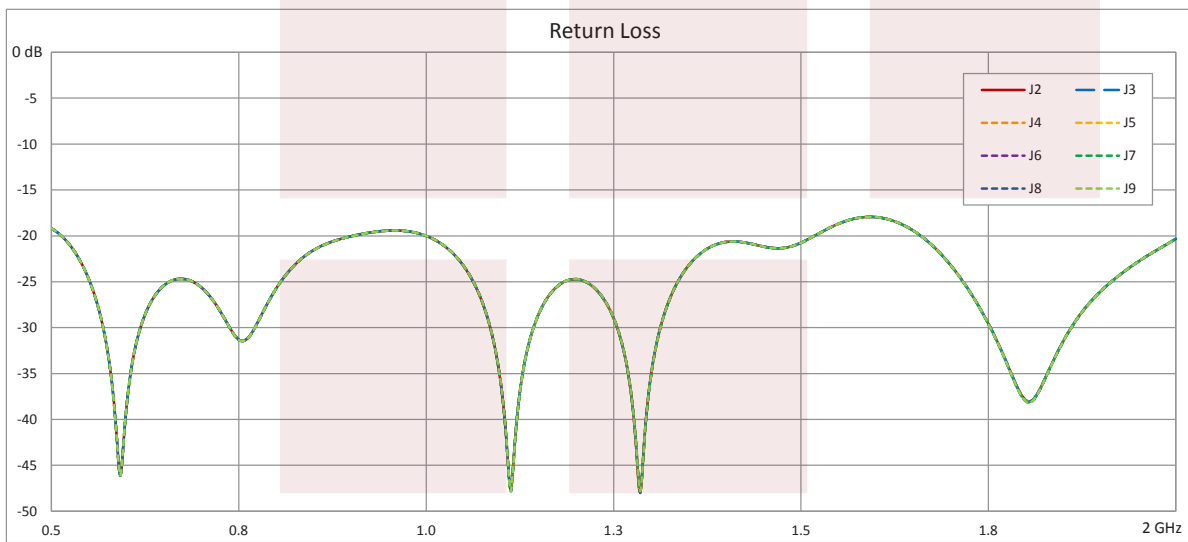
RoHS Compliant
 REACH Compliant

Yes
 12/17/2015

Plotted and Other Data

Notes:

Typical Performance Data



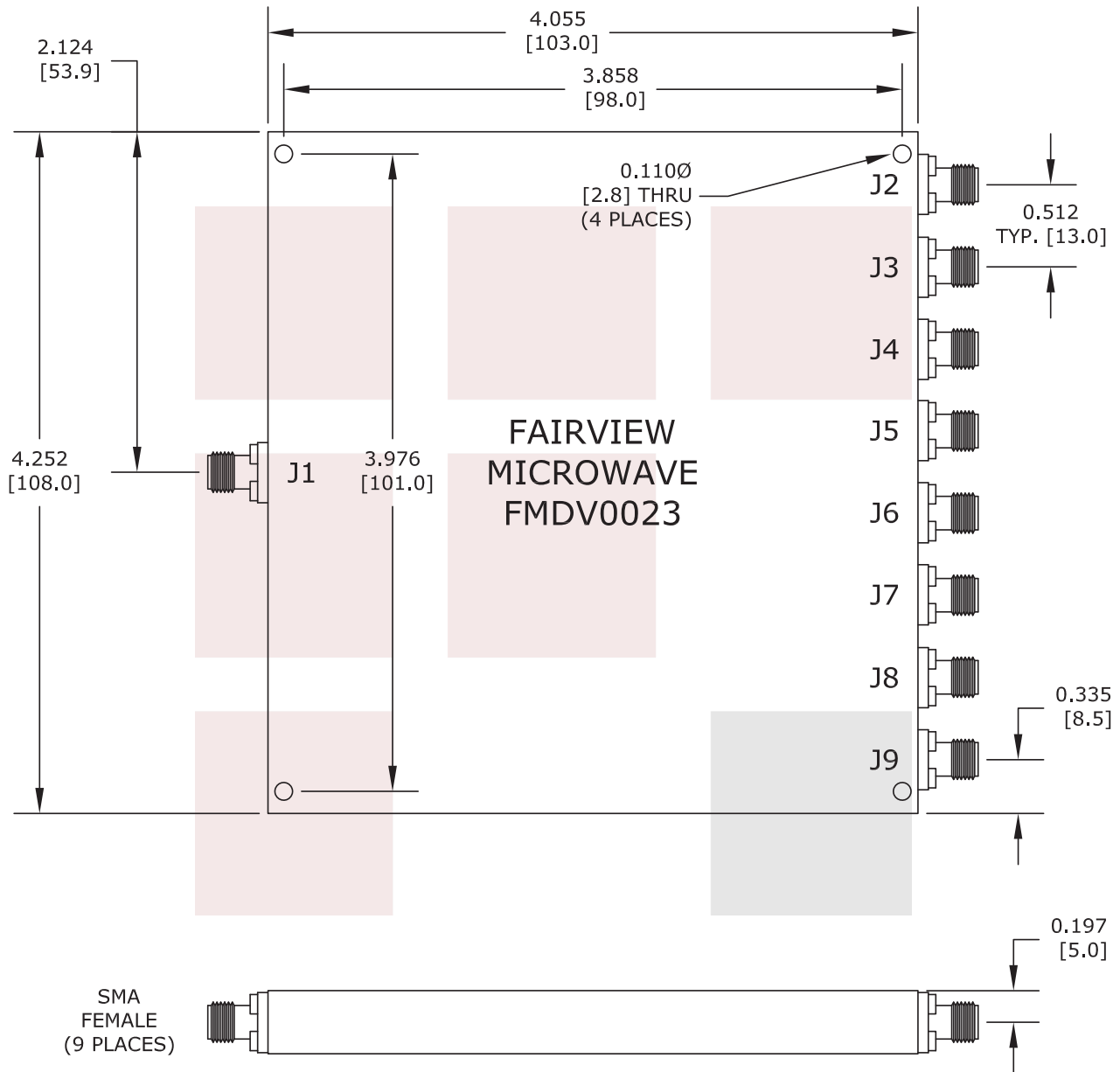
8 Way Power Divider SMA Connectors Wilkinson From 500 MHz to 2 GHz Rated at 30 Watts from Fairview Microwave is in-stock and available to ship same-day. All of our RF/microwave products are available off-the-shelf from our ISO 9001:2008 certified facilities in Allen, Texas. Fairview Microwave is RF on-demand.

For additional information on this product, please click the following link: [8 Way Power Divider SMA Connectors Wilkinson From 500 MHz to 2 GHz Rated at 30 Watts FMDV0023](#)

URL: <http://www.fairviewmicrowave.com/8-way-power-divider-sma-wilkinson-2-ghz-30-watts-fmdv0023-p.aspx>

The information contained in this document is accurate to the best of our knowledge and representative of the part described herein. It may be necessary to make modifications to the part and/or the documentation of the part, in order to implement improvements. Fairview Microwave reserves the right to make such changes as required. Unless otherwise stated, all specifications are nominal. Fairview Microwave does not make any representation or warranty regarding the suitability of the part described herein for any particular purpose, and Fairview Microwave does not assume any liability arising out of the use of any part or documentation.





FAIRVIEW MICROWAVE INC. ALLEN, TX 75013 WWW.FAIRVIEWMICROWAVE.COM		NOTES: 1. UNLESS OTHERWISE SPECIFIED ALL DIMENSIONS ARE NOMINAL. 2. ALL SPECIFICATIONS ARE SUBJECT TO CHANGE WITHOUT NOTICE AT ANY TIME. 3. DIMENSIONS ARE IN INCHES [mm].			
TITLE 8 Way Power Divider SMA Connectors Wilkinson From 500 MHz to 2 GHz Rated at 30 Watts		DWG NO FMDV0023		CAGE CODE 3FKR5	
CAD FILE	042116	SHEET	SCALE	N/A	SIZE A 2233