

**N Dual Directional Coupler 40 dB Coupled Port From 100 MHz to 500 MHz Rated To 500 Watts**

**Electrical Specifications**

Description	Min	Typ	Max	Units
Frequency Range	100		500	MHz
Directivity	20			dB
Impedance		50		Ohms
Insertion Loss			0.3	dB
Input Power			500	Watts
Input VSWR			1.25:1	
Coupling Accuracy			40	dB
Coupling Tolerance			± 1	dB
Coupling Flatness			± 0.5	dB



**Features:**

- Connector 1: N Female
- Connector 2: N Female
- Coupled Connectors: SMA Female
- Design: Dual Directional Coupler

**Mechanical Specifications**

**Temperature**

Operating Range +85 to -55 deg C

**Size**

Length 2.5 in [63.5 mm]  
 Width/Dia. 1.12 in [28.45 mm]  
 Height 1.3 in [33.02 mm]

Housing Material and Plating Aluminum Alloy, Chem Film

**Connector 1**

Type N Female

**Connector 2**

Type N Female

**Connector 3**

Type SMA Female

**Connector 4**

Type SMA Female

Fairview Microwave  
 1130 Junction Dr. #100  
 Allen, TX 75013  
 Tel: 1-800-715-4396 / (972) 649-6678  
 Fax: (972) 649-6689  
[www.fairviewmicrowave.com](http://www.fairviewmicrowave.com)  
[sales@fairviewmicrowave.com](mailto:sales@fairviewmicrowave.com)

**Compliance Certifications** (visit [www.FairviewMicrowave.com](http://www.FairviewMicrowave.com) for current document)

**Plotted and Other Data**





Notes:

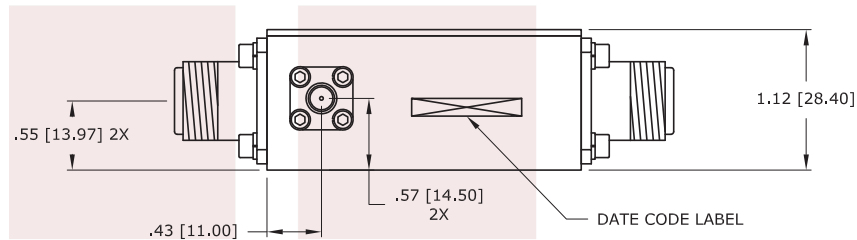
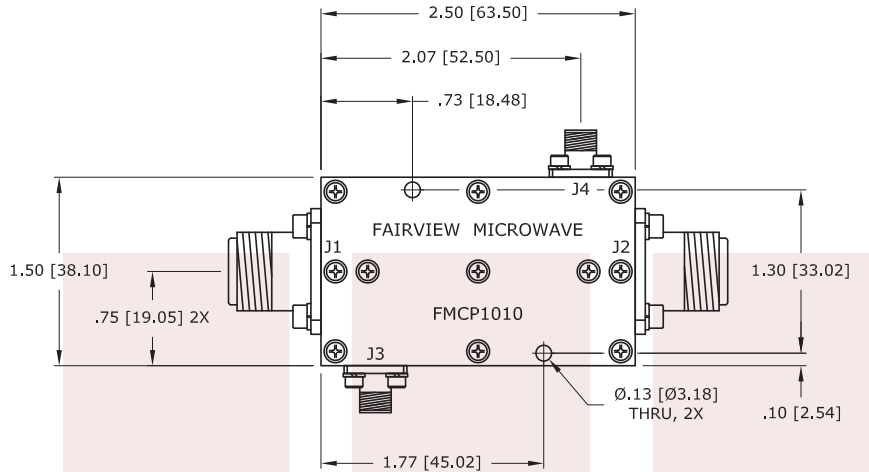
N Dual Directional Coupler 40 dB Coupled Port From 100 MHz to 500 MHz Rated To 500 Watts from Fairview Microwave is in-stock and available to ship same-day. All of our RF/microwave products are available off-the-shelf from our ISO 9001:2008 certified facilities in Allen, Texas. Fairview Microwave is RF on-demand.

For additional information on this product, please click the following link: [N Dual Directional Coupler 40 dB Coupled Port From 100 MHz to 500 MHz Rated To 500 Watts FMCP1010](#)

URL: <http://www.fairviewmicrowave.com/n-dual-directional-coupler-40-db-500-mhz-500-watts-fmcp1010-p.aspx>

The information contained in this document is accurate to the best of our knowledge and representative of the part described herein. It may be necessary to make modifications to the part and/or the documentation of the part, in order to implement improvements. Fairview Microwave reserves the right to make such changes as required. Unless otherwise stated, all specifications are nominal. Fairview Microwave does not make any representation or warranty regarding the suitability of the part described herein for any particular purpose, and Fairview Microwave does not assume any liability arising out of the use of any part or documentation.





INPUT	OUTPUT	FORWARD COUPLING	REFLECTED COUPLING
J1	J2	J3	J4
J2	J1	J4	J3

TOLERANCE	.XX ±.02
	.XXX ±.005
	ANG. ±1/2°

\* THESE DIMENSIONS AND TOLERANCES  
 SUPERSEDE NOTE #1 ON TITLE BLOCK.

<b>FAIRVIEW MICROWAVE INC.</b> ALLEN, TX 75013 WWW.FAIRVIEWMICROWAVE.COM		NOTES: 1. UNLESS OTHERWISE SPECIFIED ALL DIMENSIONS ARE NOMINAL. 2. ALL SPECIFICATIONS ARE SUBJECT TO CHANGE WITHOUT NOTICE AT ANY TIME. 3. DIMENSIONS ARE IN INCHES [mm].			
TITLE N Dual Directional Coupler 40 dB Coupled Port From 100 MHz to 500 MHz Rated To 500 Watts		DWG NO FMCP1010		CAGE CODE 3FKR5	
CAD FILE	041015	SHEET	SCALE	N/A	SIZE A 2233