

20KV Male Connector Crimp/Solder Attachment for RG214 Cable

The Fairview Microwave FMCN45842 is designed for high voltage applications and is rated to 20KV. This 20KV male connector utilizes crimp/solder attachment for the contact. Our 20KV male coax connector from Fairview Microwave has an interface type of RG214.

The Fairview Microwave 20KV male coaxial connector has a PE (HD) dielectric type. This Fairview Microwave 20KV coax cable connector has a brass body with nickel over copper plating. Our 20KV male connector uses beryllium copper contact with gold over nickel over copper plating material. This 20KV male coax RF connector is RoHS and REACH compliant, you can find this 20KV male coax connector datasheet specifications above.

Fairview Microwave standard straight male 20KV connector will ship the same day. Our 20KV standard straight male high voltage connector is part of over one million RF, microwave, and millimeter wave components in stock and ready for same-day shipment worldwide. We also build custom standard cable assemblies that will ship quickly from our location.



Configuration:

- 20KV Male Connector
- MIL-STD-202
- Straight Body Geometry
- RG214 Interface Type
- Crimp/Solder Attachment

Features:

- Gold over nickel over copper Plated Beryllium Copper Contact
- High Density PE Insulator

Applications:

- General Purpose Test
- Custom Cable Assemblies
- High Voltage Pulsed RF Transmission

Electrical Specifications

Description	Min	Typ	Max	Units
Operating Voltage (DC)			20,000	Vdc
Test Voltage (DC)			30,000	Vdc
Inner Cond. DC Resistance			3	mOhms
Outer Cond. DC Resistance			2	mOhms
Insulation Resistance	1,000			MOhms

Mechanical Specifications

Size	
Length	3.9 in [99.06 mm]
Width/Dia.	0.75 in [19.05 mm]
Height	0.75 in [19.05 mm]
Weight	0.018 lbs [8.16 g]

Material Specifications

Description	Material	Plating
Contact	Beryllium Copper	Gold over nickel over copper
Contact Spring		Nickel over Copper
Insulation	PE (HD)	
Body	Brass	Nickel Over Copper
Coupling Nut	Brass	Nickel Over Copper
Gasket	Silicone	
Crimp Sleeve	Brass	Nickel over Copper
Washer	Brass	Nickel over Copper

Fairview Microwave
 301 Leora Ln., Suite 100
 Lewisville, TX 75056
 Tel: 1-800-715-4396 / (972) 649-6678
 Fax: (972) 649-6689
www.fairviewmicrowave.com
sales@fairviewmicrowave.com

Environmental Specifications

Temperature

Operating Range
Salt Spray

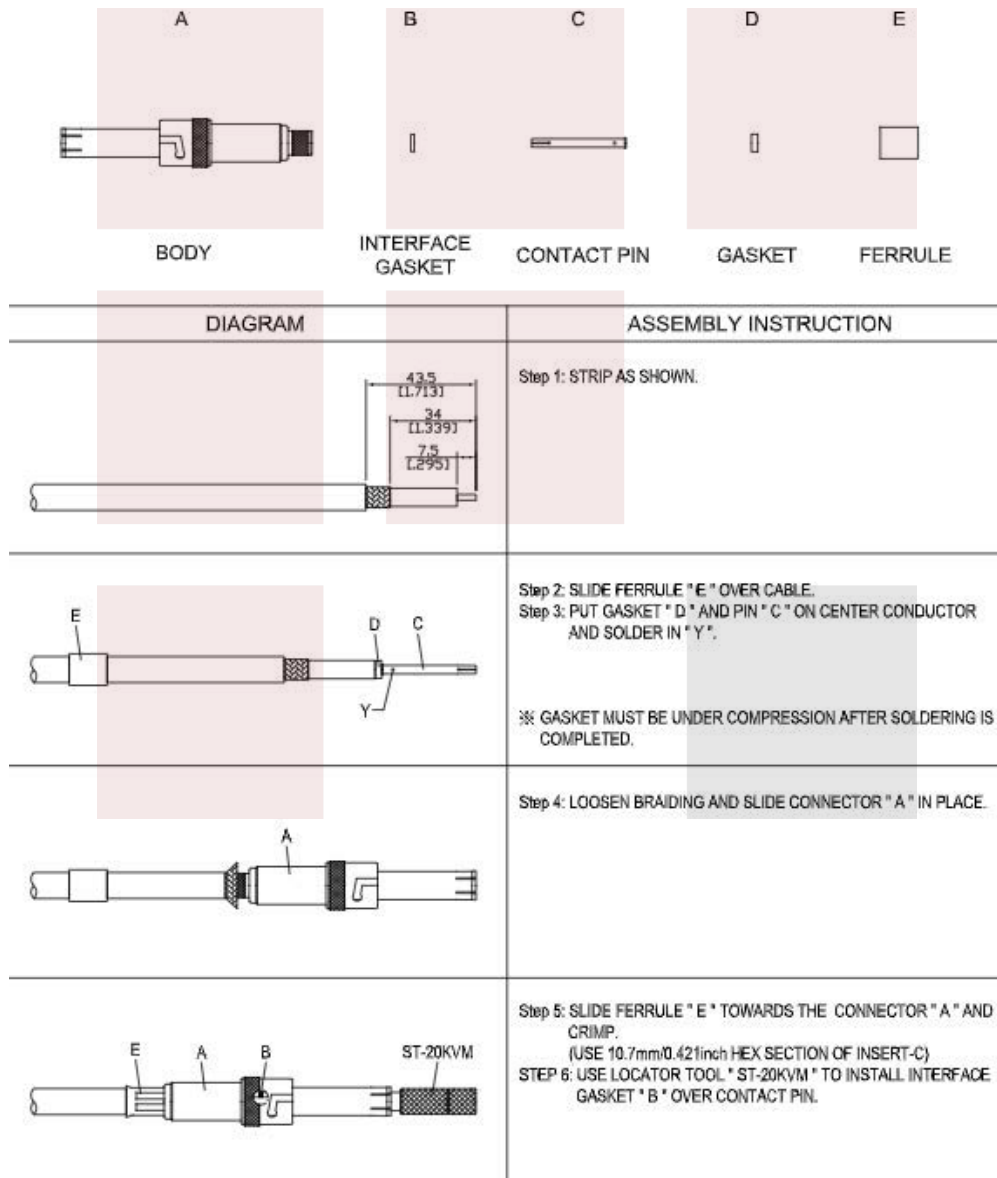
-55 to +85 deg C
MIL-STD-202, Method 101, Condiiton B

Compliance Certifications (see [product page](#) for current document)

Plotted and Other Data

Notes:

Assembly Instruction



20KV Male Connector Crimp/Solder Attachment for RG214 Cable from Fairview Microwave is in-stock and available to ship same-day. All of our RF/microwave products are available off-the-shelf from our ISO 9001:2008 certified facilities in Lewisville, Texas. Fairview Microwave is RF on-demand.

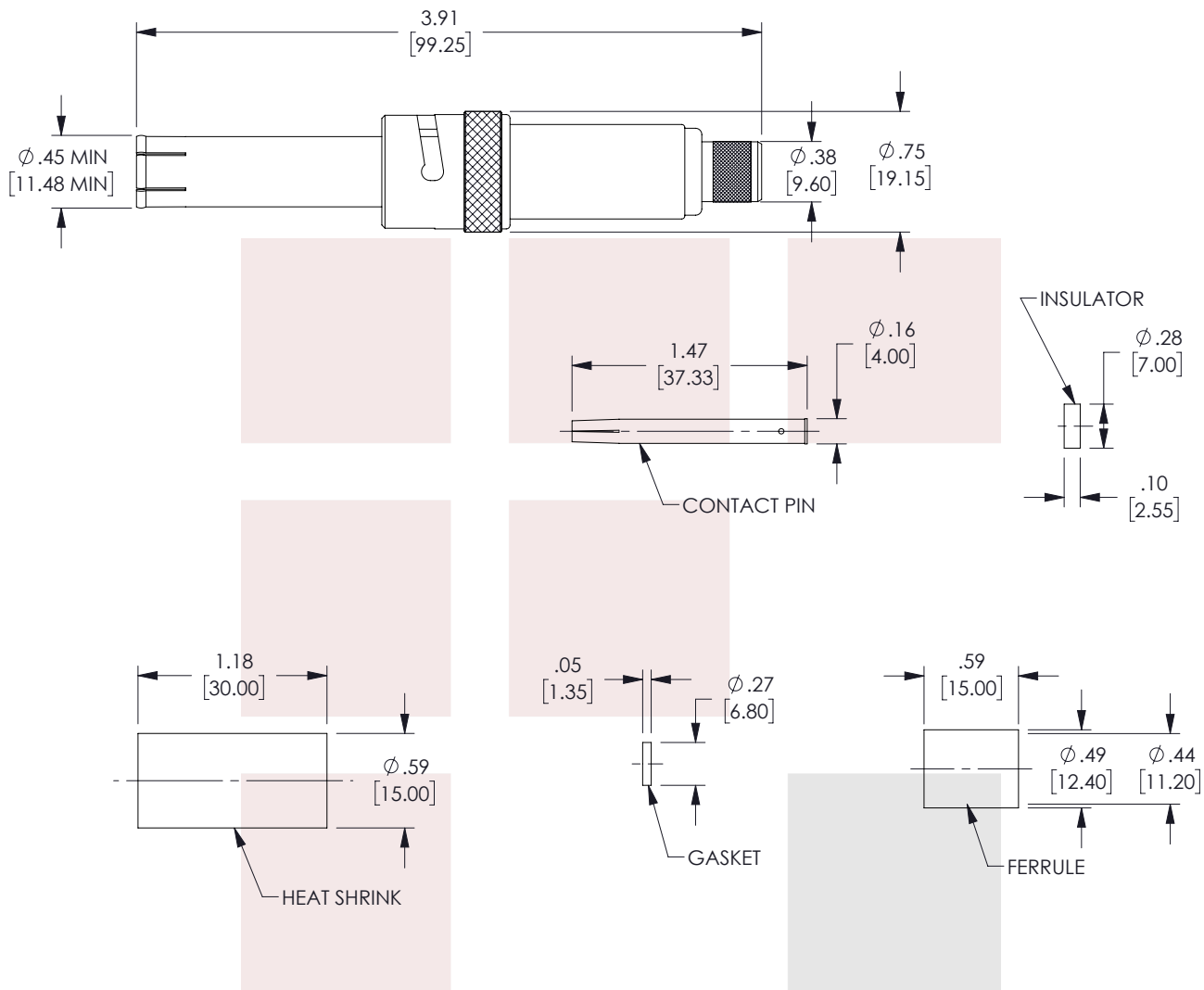
For additional information on this product, please click the following link: [20KV Male Connector Crimp/Solder Attachment for RG214 Cable FMCN45842](#)

URL: <https://www.fairviewmicrowave.com/20kv-male-rg214-connector-fmcn45842-p.aspx>

The information contained in this document is accurate to the best of our knowledge and representative of the part described herein. It may be necessary to make modifications to the part and/or the documentation of the part, in order to implement improvements. Fairview Microwave reserves the right to make such changes as required. Unless otherwise stated, all specifications are nominal. Fairview Microwave does not make any representation or warranty regarding the suitability of the part described herein for any particular purpose, and Fairview Microwave does not assume any liability arising out of the use of any part or documentation.



REVISIONS			
REV.	DESCRIPTION	DATE	APPROVED
A	INITIAL RELEASE	9/21/2022	VJIWATODE



THESE COMMODITIES, TECHNOLOGY OR SOFTWARE WERE EXPORTED FROM THE UNITED STATES IN ACCORDANCE WITH THE EXPORT ADMINISTRATION REGULATIONS. DIVERSION CONTRARY TO U.S. LAW PROHIBITED.

TITLE

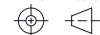
20KV Male Connector Crimp/Solder Attachment for RG214 Cable

UNLESS OTHERWISE SPECIFIED LEADING DIMENSIONS ARE INCHES
DIMENSIONS IN [] ARE MILLIMETERS

TOLERANCES: CABLE LENGTH (L) TOLERANCES:

.X = ±.2 [5.08]	FRACTIONS ± 1/32	L ≤ 12 [305] = +1 [25] / -0
.XX = ±.02 [.51]	ANGLES ± 1°	12 [305] < L ≤ 60 [1524] = +2 [51] / -0
.XXX = ±.005 [.13]		60 [1524] < L ≤ 120 [3048] = +4 [102] / -0
		120 [3048] < L ≤ 300 [7620] = +6 [152] / -0
		300 [7620] < L = +5%L / -0

THIRD-ANGLE PROJECTION



THE INFORMATION AND DESIGN IN THIS DOCUMENT IS THE PROPERTY OF FAIRVIEW MICROWAVE CORPORATION. ALL RIGHTS RESERVED.

SHEET 1 OF 1

ALL DIMENSIONS SHOWN ARE FOR REFERENCE ONLY.

SCALE N/A

SIZE A	CAGE CODE 3FKR5	DRAWN BY DMAY	ITEM NO. FMCN45842	REV A
-----------	--------------------	------------------	-----------------------	----------

T-Rev.D