

QMA Male Low PIM Connector Solder Attachment for FM-SR141TB, FM-SR141TBJ, FM-SR141CU-STR, FM-SR141CUTN-COIL Cable

QMA male connector with solder/solder attachment for FM-SR141TB, FM-SR141TBJ, FM-SR141CU-STR and FM-SR141CUTN-COIL, part number FMCN1942, from Fairview Microwave is in-stock and ships same day. This QMA male connector operates up to a maximum frequency of 6 GHz.

Fairview's QMA male connector FMCN1942 datasheet specifications and outline drawing are shown in this PDF below. Our extensive offering of RF, microwave and millimeter wave connectors allows designers to configure and customize their signal connections however they like. From providing an I/O for a board design to creating a custom cable assembly configuration, Fairview Microwave has a connector solution to meet your needs. Fairview Microwave also has the expertise to build your custom cable assemblies for you and ship them same-day.

Electrical Specifications

| Description | Min | Typ | Max | Units |
|-----------------|-----|-----|-----|-------|
| Frequency Range | DC | | 6 | GHz |
| DWV (AC) | | | 750 | Vrms |

Performance by Frequency

| Description | F1 | F2 | F3 | F4 | F5 | Units |
|-------------|---------|--------|----|----|----|-------|
| Freq. Range | DC to 3 | 3 to 6 | | | | GHz |
| VSWR, Max | 1.2:1 | 1.3:1 | | | | |

Mechanical Specifications

| | |
|-------------|--------------------|
| Size | |
| Length | 0.73 in [18.54 mm] |
| Width/Dia. | 0.42 in [10.67 mm] |
| Height | 0.42 in [10.67 mm] |
| Weight | 0.011 lbs [4.99 g] |

Material Specifications

| Description | Material | Plating |
|--------------|----------|-----------|
| Contact | Brass | Gold |
| Insulation | PTFE | |
| Body | Brass | Tri-Metal |
| Coupling Nut | Brass | Tri-Metal |



Configuration:

- QMA Male Connector
- 50 Ohms
- Straight Body Geometry
- FM-SR141TB, FM-SR141TBJ, FM-SR141CU-STR, FM-SR-141CUTN-COIL Interface Type
- Solder/Solder Attachment
- Low PIM Design

Features:

- Operating Frequency of 6 GHz Max.
- Gold Plated Brass Contact

Applications:

- General Purpose Test
- Wireless Communications
- Custom Cable Assemblies
- Low PIM Applications

Fairview Microwave
 301 Leora Ln., Suite 100
 Lewisville, TX 75056
 Tel: 1-800-715-4396 / (972) 649-6678
 Fax: (972) 649-6689
www.fairviewmicrowave.com
sales@fairviewmicrowave.com

Environmental Specifications

Temperature

Operating Range -40 to +155 deg C

Compliance Certifications (see [product page](#) for current document)

Plotted and Other Data

Notes:

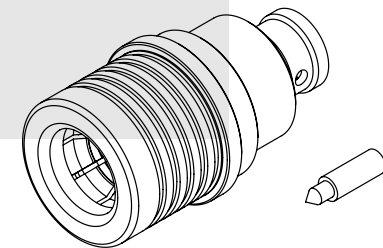
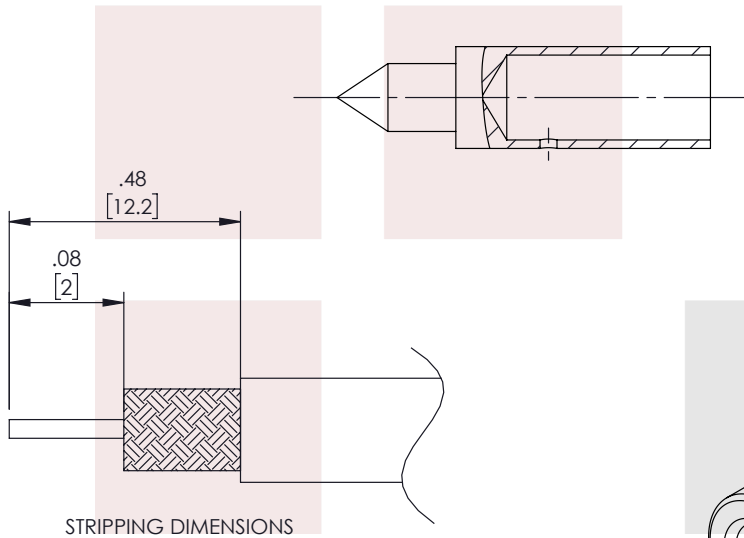
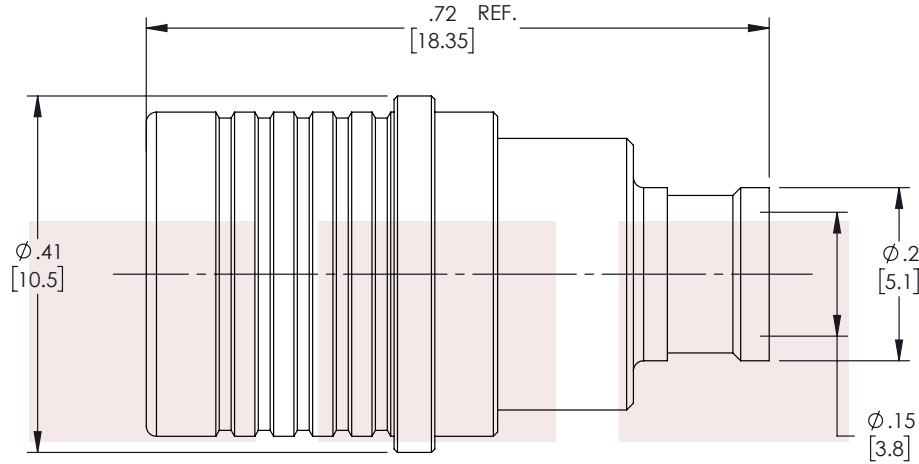
QMA Male Low PIM Connector Solder Attachment for FM-SR141TB, FM-SR141TBJ, FM-SR141CU-STR, FM-SR141CUTN-COIL Cable from Fairview Microwave is in-stock and available to ship same-day. All of our RF/microwave products are available off-the-shelf from our ISO 9001:2008 certified facilities in Lewisville, Texas. Fairview Microwave is RF on-demand.

For additional information on this product, please click the following link: [QMA Male Low PIM Connector Solder Attachment for FM-SR141TB, FM-SR141TBJ, FM-SR141CU-STR, FM-SR141CUTN-COIL Cable FMCN1942](#)

URL: <https://www.fairviewmicrowave.com/qma-male-fm-sr141tb-fm-sr141tbj-fm-sr141cu-str-fm-sr141cutn-coil-connector-fmcn1942-p.aspx>

The information contained in this document is accurate to the best of our knowledge and representative of the part described herein. It may be necessary to make modifications to the part and/or the documentation of the part, in order to implement improvements. Fairview Microwave reserves the right to make such changes as required. Unless otherwise stated, all specifications are nominal. Fairview Microwave does not make any representation or warranty regarding the suitability of the part described herein for any particular purpose, and Fairview Microwave does not assume any liability arising out of the use of any part or documentation.

| REVISIONS | | | |
|-----------|-----------------|-----------|----------|
| REV. | DESCRIPTION | DATE | APPROVED |
| A | INITIAL RELEASE | 8/17/2022 | AGANWANI |



THESE COMMODITIES, TECHNOLOGY OR SOFTWARE WERE EXPORTED FROM THE UNITED STATES IN ACCORDANCE WITH THE EXPORT ADMINISTRATION REGULATIONS. DIVERSION CONTRARY TO U.S. LAW PROHIBITED.

TITLE

QMA Male Low PIM Connector Solder Attachment for FM-SR141TB, FM-SR141TBJ, FM-SR141CU-STR, FM-SR141CUTN-COIL Cable

UNLESS OTHERWISE SPECIFIED LEADING DIMENSIONS ARE INCHES
DIMENSIONS IN [] ARE MILLIMETERS

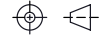
TOLERANCES:

.X = ±.2 [5.08] FRACTIONS ± 1/32
.XX = ±.02 [.51]
.XXX = ±.005 [.13]

CABLE LENGTH (L) TOLERANCES:

L ≤ 12 [305] = +1 [25] / -0
12 [305] < L ≤ 60 [1524] = +2 [51] / -0
60 [1524] < L ≤ 120 [3048] = +4 [102] / -0
120 [3048] < L ≤ 300 [7620] = +6 [152] / -0
300 [7620] < L = +5%L / -0

THIRD-ANGLE PROJECTION



THE INFORMATION AND DESIGN IN THIS DOCUMENT IS THE PROPERTY OF FAIRVIEW MICROWAVE CORPORATION. ALL RIGHTS RESERVED.

SHEET 1 OF 1

ALL DIMENSIONS SHOWN ARE FOR REFERENCE ONLY.

SCALE

N/A

| | | | | |
|-----------|--------------------|-----------------------|----------------------|----------|
| SIZE A | CAGE CODE 3FKR5 | DRAWN BY PSRINIVAS | ITEM NO. FMCN1942 | REV A |
|-----------|--------------------|-----------------------|----------------------|----------|

T-Rev.D