

**BNC Female Connector Crimp/Solder Attachment For  
RG316, RG174, RG188, LMR-100A, LMR-100A-FR,  
0.100 inch Cable**

BNC female connector with crimp/solder attachment for RG316, RG174, RG188, LMR-100A, LMR-100A-FR and 0.100 inch, part number FMCN1352, from Fairview Microwave is in-stock and ships same day. This BNC female connector operates up to a maximum frequency of 1,000 MHz and offers good VSWR of 1.5:1.

Fairview's BNC female connector FMCN1352 datasheet specifications and outline drawing are shown in this PDF below. Our extensive offering of RF, microwave and millimeter wave connectors allows designers to configure and customize their signal connections however they like. From providing an I/O for a board design to creating a custom cable assembly configuration, Fairview Microwave has a connector solution to meet your needs. Fairview Microwave also has the expertise to build your custom cable assemblies for you and ship them same-day.

**Electrical Specifications**

Description	Min	Typ	Max	Units
Frequency Range	DC		1,000	MHz
VSWR			1.5:1	
Operating Voltage (AC)			500	Vrms

**Mechanical Specifications**

Size	
Length	1.28 in [32.51 mm]
Width/Dia.	0.453 in [11.51 mm]

**Material Specifications**

Description	Material	Plating
Contact	Brass	Gold 30 µin minimum
Insulation	PTFE	
Body	Brass	Nickel 100 µin minimum
Crimp Sleeve	Brass	Nickel

**Environmental Specifications**

Temperature	
Operating Range	-65 to +165 deg C

**Compliance Certifications** (see [product page](#) for current document)

**Plotted and Other Data**

Notes:



**Configuration:**

- BNC Female Connector
- MIL-STD-348A
- 50 Ohms
- Straight Body Geometry
- RG316, RG174, RG188, LMR-100A, LMR-100A-FR, 0.100 inch Interface Type
- Crimp/Solder Attachment

**Features:**

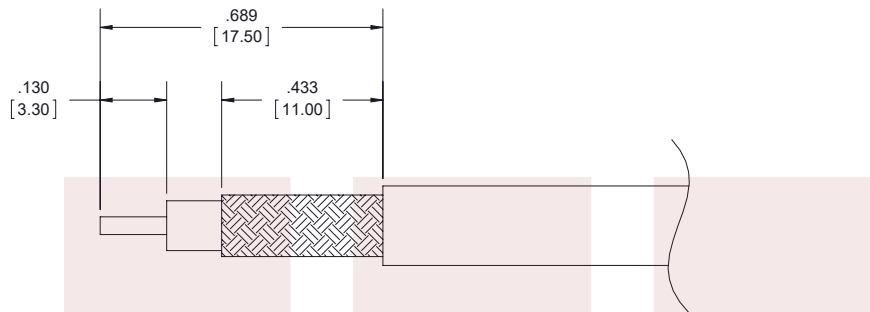
- Operating Frequency of 1,000 MHz Max.
- Good VSWR of 1.5:1
- Gold Plated Brass Contact
- 30 µin minimum contact plating

**Applications:**

- General Purpose Test
- Custom Cable Assemblies

Fairview Microwave  
1130 Junction Dr. #100  
Allen, TX 75013  
Tel: 1-800-715-4396 / (972) 649-6678  
Fax: (972) 649-6689  
[www.fairviewmicrowave.com](http://www.fairviewmicrowave.com)  
[sales@fairviewmicrowave.com](mailto:sales@fairviewmicrowave.com)

**Assembly Instruction**

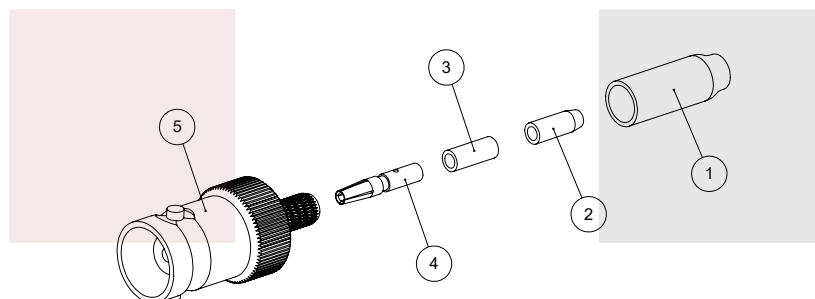


**ASSEMBLY PROCEDURES**

1. STRIP CABLE TO THE DIMENSIONS SHOWN, DO NOT NICK CENTER CONDUCTOR OR BRAID & SLIDE FERRULE (1) OVER CABLE
2. FLARE END OF CABLE BRAID & SLIDE METAL SPACER (2) & PTFE SPACER (3) OVER CABLE DIELECTRIC.
3. THE CONTACT (4) SHOULD BUTT AGAINST THE DIELECTRIC & PTFE SPACER. CRIMP CONTACT TO CABLE CENTER CONDUCTOR.
4. INSTALL CABLE ASSEMBLY INTO BODY (5) SO THAT THE INNER FERRULE (1) PORTION OF BODY SLIDES UNDER BRAID. PUSH CABLE ASSEMBLY TO FORWARD UNTIL CONTACT SNAPS INTO PLACE. SLIDE FERRULE OVER BRAID AND UP AGAINST CONNECTOR BODY AND CRIMP.

**CRIMP SIZE REQUIRED**

- CONTACT: .068" HEX CRIMP TOOL.
- FERRULE: .178" HEX CRIMP TOOL.



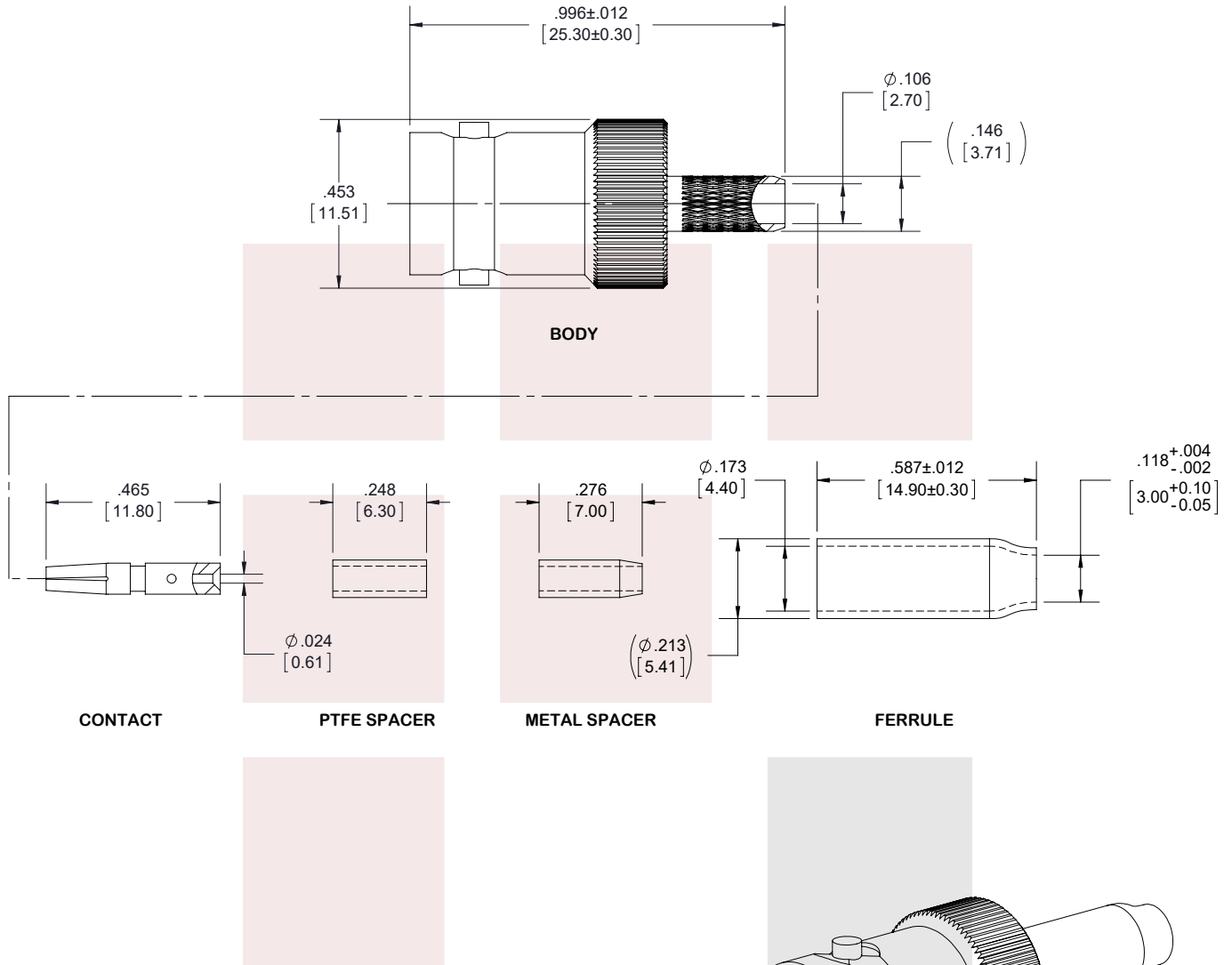
BNC Female Connector Crimp/Solder Attachment For RG316, RG174, RG188, LMR-100A, LMR-100A-FR, 0.100 inch Cable from Fairview Microwave is in-stock and available to ship same-day. All of our RF/microwave products are available off-the-shelf from our ISO 9001:2008 certified facilities in Allen, Texas. Fairview Microwave is RF on-demand.

For additional information on this product, please click the following link: [BNC Female Connector Crimp/Solder Attachment For RG316, RG174, RG188, LMR-100A, LMR-100A-FR, 0.100 inch Cable FMCN1352](#)

URL: <https://www.fairviewmicrowave.com/bnc-female-rg316-rg174-rg188-lmr-100a-lmr-100a-fr-0.100-connector-fmcn1352-p.aspx>

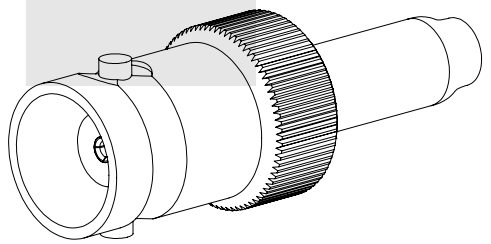
The information contained in this document is accurate to the best of our knowledge and representative of the part described herein. It may be necessary to make modifications to the part and/or the documentation of the part, in order to implement improvements. Fairview Microwave reserves the right to make such changes as required. Unless otherwise stated, all specifications are nominal. Fairview Microwave does not make any representation or warranty regarding the suitability of the part described herein for any particular purpose, and Fairview Microwave does not assume any liability arising out of the use of any part or documentation.





STANDARD TOLERANCES	
.X	±0.2
.XX	±0.01
.XXX	±0.005

\*STANDARD TOLERANCES APPLY ONLY TO DIMENSIONS IN INCHES



<b>FAIRVIEW MICROWAVE INC.</b> ALLEN, TX 75013 WWW.FAIRVIEWMICROWAVE.COM		NOTES: 1. UNLESS OTHERWISE SPECIFIED ALL DIMENSIONS ARE NOMINAL. 2. ALL SPECIFICATIONS ARE SUBJECT TO CHANGE WITHOUT NOTICE AT ANY TIME. 3. DIMENSIONS ARE IN INCHES [mm].						
TITLE BNC Female Connector Crimp/Solder Attachment For RG316, RG174, RG188, LMR-100A, LMR-100A-FR, 0.100 inch Cable		DWG NO <b>FMCN1352</b>		CAGE CODE <b>3FKR5</b>				
CAD FILE	100217	SHEET	1 OF 2	SCALE	N/A	SIZE	A	7361