

RA SSMC Plug Connector Crimp/Solder Attachment for RG316-DS, RG188-DS Cable



FMCN1298

Configuration

- SSMC Plug Connector
- 50 Ohms
- Right Angle Body Geometry
- Connector Interface Types: RG316-DS, RG188-DS

Features

- Operating Frequency of 12.4 GHz Max.
- Good VSWR of 1.62:1
- Gold Plated Beryllium Copper Contact
- Contact plating according to MIL-G-45204
- Small SSMC connector form factor (50% smaller than SMA, radially)
- Reliable threaded coupling
- IEC 60169-20 SSMC connector interface
- In stock and ready to ship

Applications

- General Purpose Test
- Custom Cable Assemblies
- Software defined radio (SDR)
- Avionics
- A/D Modules
- Ultra Wideband Digital Receivers
- Data Acquisition
- RADAR/SONAR
- Medical equipment

Description

RA SSMC Plug Standard Connector Crimp/Solder Attachment for RG316-DS and RG188-DS Cable, part number FMCN1298, from Fairview Microwave is in-stock and ships same day. This SSMC plug connector operates up to a maximum frequency of 12.4 GHz and offers good VSWR of 1.62:1. Its right angle body geometry facilitates connections in tight spaces.

Fairview's RA SSMC plug connector FMCN1298 datasheet specifications and outline drawing are shown in this PDF below. Our extensive offering of RF, microwave and millimeter wave connectors allows designers to configure and customize their signal connections however they like. From providing an I/O for a board design to creating a custom cable assembly configuration, Fairview Microwave has a connector solution to meet your needs. Fairview Microwave also has the expertise to build your custom cable assemblies for you and ship them same-day.

Electrical Specifications

Description	Minimum	Typical	Maximum	Units
Frequency Range	DC		12.4	GHz
VSWR			1.62:1	
Insertion Loss			0.3	dB
Operating Voltage (AC)			250	Vrms
High Potential Voltage 5 MHz			400	Vrms
Inner Conductor DC Resistance			4	mOhms
Outer Conductor DC Resistance			1	mOhms
Insulation Resistance	1,000			MOhms
RF Leakage	-50			dB

RA SSMC Plug Connector Crimp/Solder
Attachment for RG316-DS, RG188-DS Cable



FMCN1298

Electrical Specifications

Description	Minimum	Typical	Maximum	Units
Impedance		50		Ohms

Mechanical Specifications

Size

Length	0.421 in [10.69 mm]
Width	0.156 in [3.96 mm]
Height	0.33 in [8.38 mm]
Weight	0.07 lbs [31.75 g]
Mating Cycles	500 Cycles
Mating Torque	1.75 to 2 in-lbs [[0.20 to 0.23 Nm]]

Material Specifications

Description	Material	Plating
Contact	Beryllium Copper	Gold MIL-G-45204
Insulation	Teflon	
Body	Brass	Gold MIL-G-45204
Coupling Nut	Beryllium Copper	Gold MIL-G-45204
Crimp Sleeve	Brass	Gold MIL-G-45204

Environmental Specifications

Temperature

Operating Range	-65 to +165 deg C
Shock	Method 213, Condition B, 75G @6ms @1/2 sine
Vibration	Method 204, Condition D (20G)
Salt Spray	Method 101, Condition B, 5% salt solution

Compliance Certifications (see [product page](#) for current document)

Plotted and Other Data

Notes:

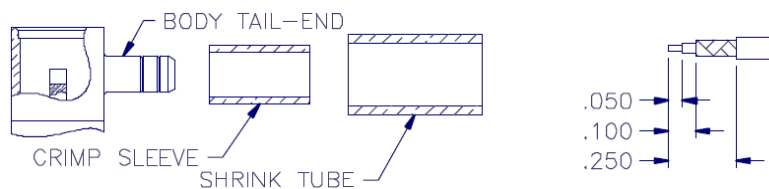
RA SSMC Plug Connector Crimp/Solder
Attachment for RG316-DS, RG188-DS Cable



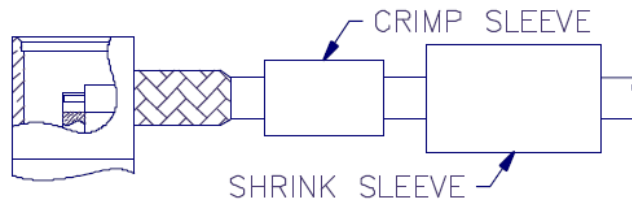
FMCN1298

Assembly Instruction

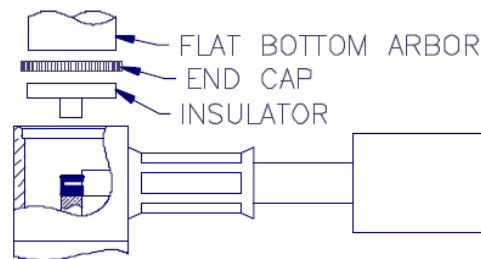
Assembly Instructions



1. TRIM CABLE AS SHOWN ABOVE. TIN END OF CENTER CONDUCTOR.
2. SLIDE CRIMP SLEEVE AND SHRINK TUBE **(IF SUPPLIED)** OVER CABLE JACKET.
3. FLARE CABLE BRAID OUT SLIGHTLY BY ROTATING DIELECTRIC.



4. INSERT CABLE ASSEMBLY INTO BODY TAIL-END MAKING SURE TAIL GOES OVER DIELECTRIC AND UNDER BRAID. SLIDE IN UNTIL BRAID TOUCHES REAR SURFACE OF BODY.
5. SLIDE CRIMP SLEEVE FORWARD AND USE .151" HEX DIE TO CRIMP SLEEVE TO BRAID.



6. SOLDER CENTER CONDUCTOR OF CABLE TO CONTACT.
7. PLACE INSULATOR AND END CAP INTO CONNECTOR BODY AS SHOWN AND USE A .185" DIAMETER FLAT BOTTOM PUNCH TO PRESS CAP IN PLACE. CAP MUST BE BELOW SURFACE TO SEAT PROPERLY.
8. SLIDE SHRINK TUBE (IF SUPPLIED) OVER CRIMP SLEEVE AND SHRINK TO FIT.

RA SSMC Plug Connector Crimp/Solder Attachment for RG316-DS, RG188-DS Cable



FMCN1298

RA SSMC Plug Connector Crimp/Solder Attachment for RG316-DS, RG188-DS Cable from Fairview Microwave is in-stock and available to ship same-day. All of our RF/microwave products are available off-the-shelf from our ISO 9001:2008 certified facilities in Lewisville, Texas. Fairview Microwave is RF on-demand.

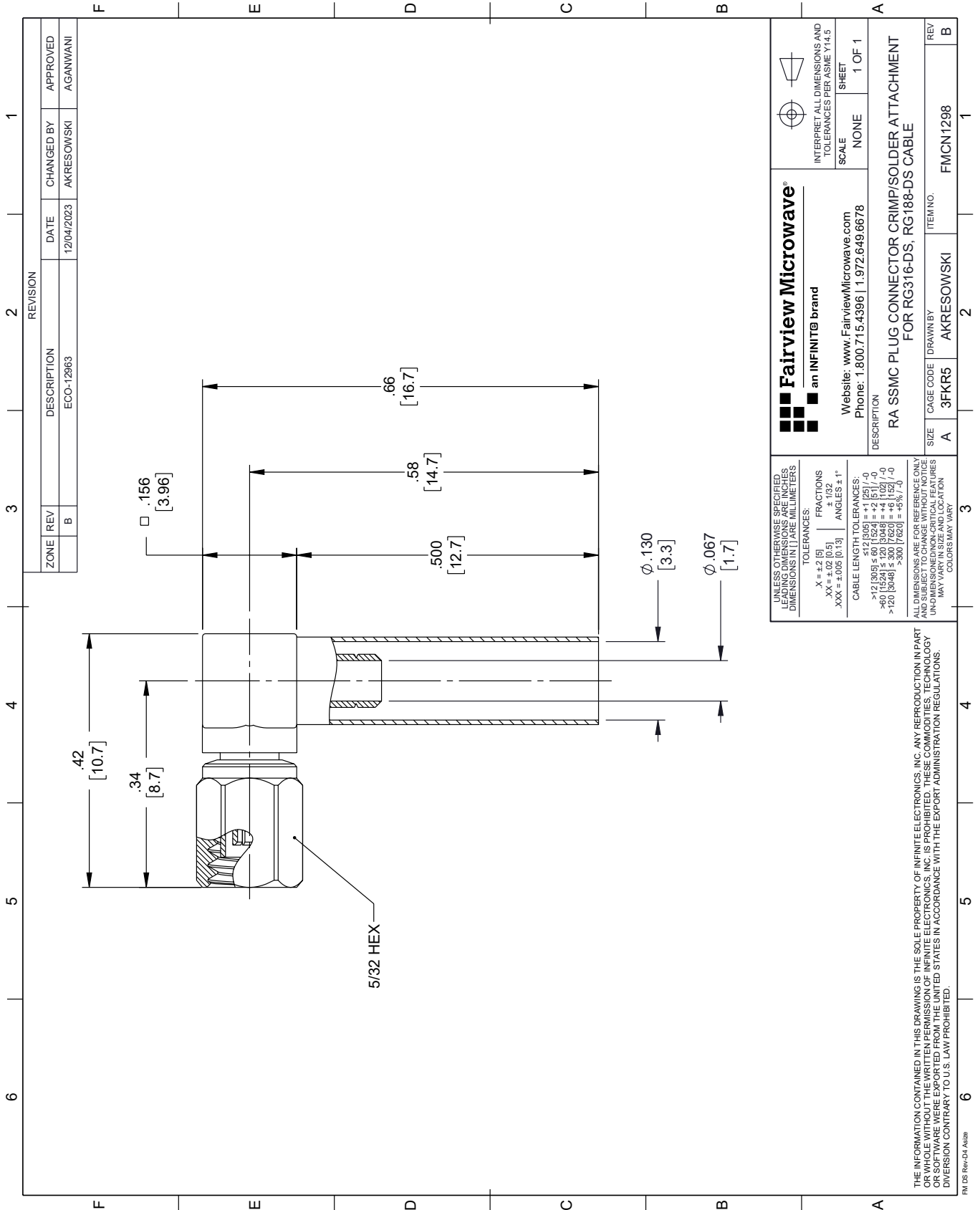
For additional information on this product, please click the following link: [RA SSMC Plug Connector Crimp/Solder Attachment for RG316-DS, RG188-DS Cable FMCN1298](https://www.fairviewmicrowave.com/ssmc-plug-rg316-ds-rg188-ds-connector-fmcn1298-p.aspx)

URL: <https://www.fairviewmicrowave.com/ssmc-plug-rg316-ds-rg188-ds-connector-fmcn1298-p.aspx>

The information contained within this document is accurate to the best of our knowledge and representative of the part described herein. It may be necessary to make modifications to the part and/or the documentation of the part in order to implement improvements. Fairview Microwave reserves the right to make such changes as required. Unless otherwise stated, all specifications are nominal. Fairview Microwave does not make any representation or warranty regarding the suitability of the part described herein for any particular purpose, and Fairview Microwave does not assume liability arising out of the use of any part or document.

FMCN1298 CAD Drawing

RA SSMC Plug Connector Crimp/Solder Attachment for RG316-DS, RG188-DS Cable



REVISION		DATE	CHANGED BY	APPROVED	
ZONE	REV	DESCRIPTION	ECO-12863	AKRESOWSKI	AGANWANI
	B				

Fairview Microwave®
an INFINITI® brand

Website: www.FairviewMicrowave.com
Phone: 1.800.715.4396 | 1.972.649.6678

INTERPRET ALL DIMENSIONS AND TOLERANCES PER ASME Y14.5
SCALE: NONE SHEET: 1 OF 1

UNLESS OTHERWISE SPECIFIED, LEADING DIMENSIONS ARE IN INCHES AND TRAILING DIMENSIONS ARE IN MILLIMETERS.
TOLERANCES:
.X = ±.2 (5) FRACTIONS ±.132
.XX = ±.02 (0.5) ±.132
.XXX = ±.005 (0.13) ANGLES ± 1°
CABLE LENGTH TOLERANCES:
>12 (305) ≤ 60 (1524) = ±.125 (±.01)
>60 (1524) ≤ 120 (3048) = ±.102 (±.01)
>120 (3048) ≤ 300 (7620) = ±.079 (±.01)

ALL DIMENSIONS ARE FOR REFERENCE ONLY. UNLESS OTHERWISE SPECIFIED, DIMENSIONS ARE IN INCHES AND TRAILING DIMENSIONS ARE IN MILLIMETERS. COLORS MAY VARY.

DESCRIPTION: RA SSMC PLUG CONNECTOR CRIMP/SOLDER ATTACHMENT FOR RG316-DS, RG188-DS CABLE

SIZE	CAGE CODE	DRAWN BY	ITEM NO.
A	3FKR5	AKRESOWSKI	FMCN1298

THE INFORMATION CONTAINED IN THIS DRAWING IS THE SOLE PROPERTY OF INFINITE ELECTRONICS, INC. ANY REPRODUCTION IN PART OR WHOLE WITHOUT THE WRITTEN PERMISSION OF INFINITE ELECTRONICS, INC. IS PROHIBITED. THESE COMMODITIES, TECHNOLOGY OR SOFTWARE WERE EXPORTED FROM THE UNITED STATES IN ACCORDANCE WITH THE EXPORT ADMINISTRATION REGULATIONS. DIVISION CONTRARY TO U.S. LAW PROHIBITED.

PM DS Rev-D4 Alt2