

**MCX Plug Connector Solder Attachment For RG405,
 RG405 Tinned, .086 SR Cable**

MCX plug connector with solder attachment for RG405, RG405 Tinned and .086 SR, part number FMCN1281, from Fairview Microwave is in-stock and ships same day. This MCX plug connector operates up to a maximum frequency of 6 GHz and offers good VSWR of 1.37:1.

Fairview's MCX plug connector FMCN1281 datasheet specifications and outline drawing are shown in this PDF below. Our extensive offering of RF, microwave and millimeter wave connectors allows designers to configure and customize their signal connections however they like. From providing an I/O for a board design to creating a custom cable assembly configuration, Fairview Microwave has a connector solution to meet your needs. Fairview Microwave also has the expertise to build your custom cable assemblies for you and ship them same-day.

Electrical Specifications

Description	Min	Typ	Max	Units
Frequency Range	DC		6	GHz
VSWR			1.37:1	
Operating Voltage (AC)			335	Vrms
DWV (AC)			1,000	Vrms
High Potential Voltage at 4 and 7 MHz			670	Vrms
Corona Discharge at 70,000 feet			250	Vrms
Insulation Resistance	10,000			MOhms

Performance by Frequency

Description	F1	F2	F3	F4	F5	Units
Freq. Range	DC to 1					GHz
Insertion Loss, Max	0.1					dB

Electrical Specification Notes:
 RF leakage: 55 dB at 2.5 GHz.

Mechanical Specifications

Size	
Length	0.445 in [11.3 mm]
Width/Dia.	0.196 in [4.98 mm]
Weight	0.01 lbs [4.54 g]
Mating Cycles	500 Cycles

Material Specifications

Description	Material	Plating
Contact	Brass	Gold over Nickel 30 µin minimum



Configuration:

- MCX Plug Connector
- MIL-C-39012
- 50 Ohms
- Straight Body Geometry
- RG405, RG405 Tinned, .086 SR Interface Type
- Solder Attachment

Features:

- Operating Frequency of 6 GHz Max.
- Good VSWR of 1.37:1
- Gold over Nickel Plated Brass Contact
- 30 µin minimum contact plating

Applications:

- General Purpose Test
- Custom Cable Assemblies

Fairview Microwave
 301 Leora Ln., Suite 100
 Lewisville, TX 75056
 Tel: 1-800-715-4396 / (972) 649-6678
 Fax: (972) 649-6689
www.fairviewmicrowave.com
sales@fairviewmicrowave.com

Insulation	PTFE	
Body	Brass	Gold over Nickel 10 µin minimum

Environmental Specifications

Temperature

Operating Range	-65 to +165 deg C
Humidity	MIL-STD-202, Method 106
Shock	MIL-STD-202, Method 213, Condition B
Vibration	MIL-STD-202, Method 204, Condition B
Thermal Shock	MIL-STD-202, Method 107, Condition F
Salt Spray	MIL-STD-202, Method 101, Condition B

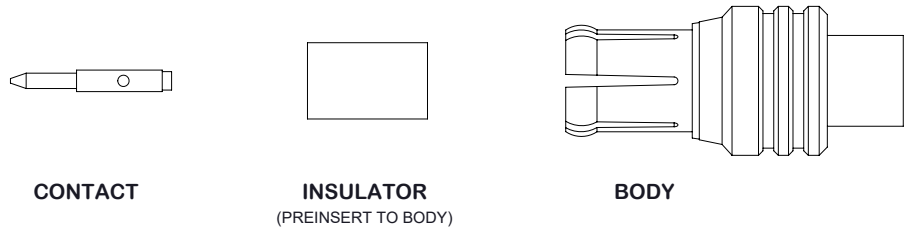
Compliance Certifications (see [product page](#) for current document)

Plotted and Other Data

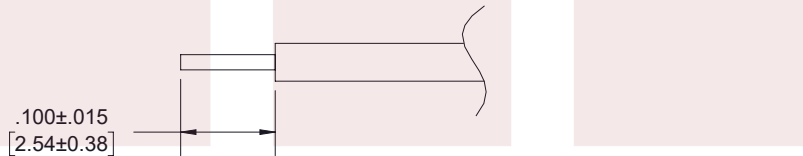
Notes:



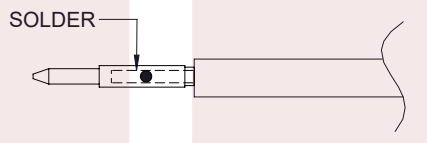
Assembly Instruction



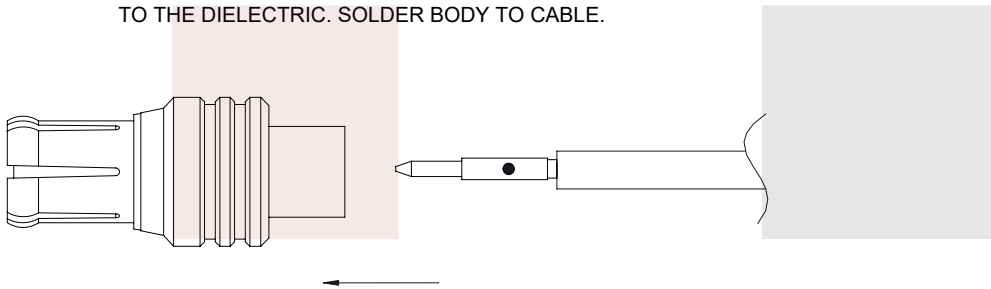
1. STRIP CABLE AS SHOWN. DO NOT NICK CENTER CONDUCTOR.



2. PLACE CONTACT OVER CENTER CONDUCTOR AS SHOWN. SOLDER CONTACT TO CENTER CONDUCTOR AS SHOWN.



3. INSERT BODY INTO THE CONTACT UNTIL CONTACT SITS FLUSH TO THE DIELECTRIC. SOLDER BODY TO CABLE.



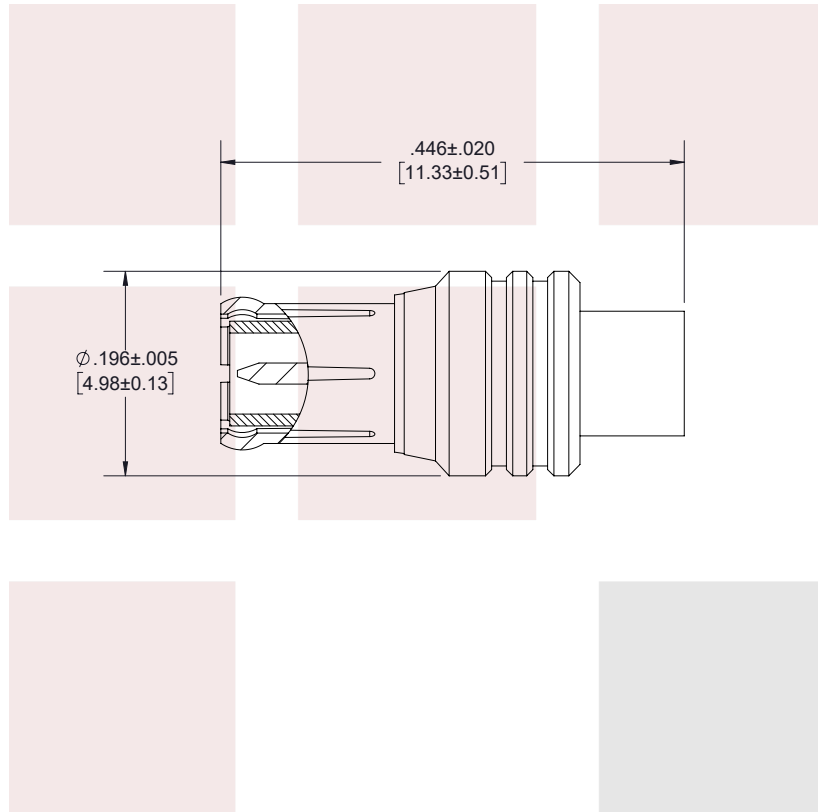
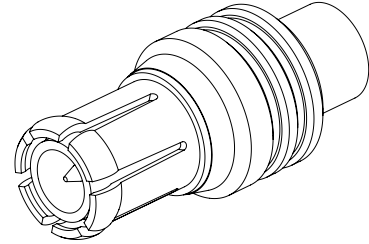
MCX Plug Connector Solder Attachment For RG405, RG405 Tinned, .086 SR Cable from Fairview Microwave is in-stock and available to ship same-day. All of our RF/microwave products are available off-the-shelf from our ISO 9001:2008 certified facilities in Allen, Texas. Fairview Microwave is RF on-demand.

For additional information on this product, please click the following link: [MCX Plug Connector Solder Attachment For RG405, RG405 Tinned, .086 SR Cable FMCN1281](#)

URL: <https://www.fairviewmicrowave.com/mcx-plug-rg405-rg405-tinned-.086-sr-connector-fmcn1281-p.aspx>

The information contained in this document is accurate to the best of our knowledge and representative of the part described herein. It may be necessary to make modifications to the part and/or the documentation of the part, in order to implement improvements. Fairview Microwave reserves the right to make such changes as required. Unless otherwise stated, all specifications are nominal. Fairview Microwave does not make any representation or warranty regarding the suitability of the part described herein for any particular purpose, and Fairview Microwave does not assume any liability arising out of the use of any part or documentation.





STANDARD TOLERANCES	
.X	±0.2
.XX	±0.01
.XXX	±0.005

*STANDARD TOLERANCES APPLY ONLY TO DIMENSIONS IN INCHES

FAIRVIEW MICROWAVE INC. ALLEN, TX 75013 WWW.FAIRVIEWMICROWAVE.COM		NOTES: 1. UNLESS OTHERWISE SPECIFIED ALL DIMENSIONS ARE NOMINAL. 2. ALL SPECIFICATIONS ARE SUBJECT TO CHANGE WITHOUT NOTICE AT ANY TIME. 3. DIMENSIONS ARE IN INCHES [mm].						
TITLE MCX Plug Connector Solder Attachment For RG405, RG405 Tinned, .086 SR Cable		DWG NO FMCN1281		CAGE CODE 3FKR5				
CAD FILE	011818	SHEET	1 OF 2	SCALE	N/A	SIZE	A	7361