

SSMC Plug Connector Clamp/Solder Attachment For RG405, RG405 Tinned, .086 SR Cable

SSMC plug connector with clamp/solder attachment for RG405, RG405 Tinned and .086 SR, part number FMCN1250, from Fairview Microwave is in-stock and ships same day. This SSMC plug connector operates up to a maximum frequency of 12.4 GHz and offers good VSWR of 1.38:1.

Fairview's SSMC plug connector FMCN1250 datasheet specifications and outline drawing are shown in this PDF below. Our extensive offering of RF, microwave and millimeter wave connectors allows designers to configure and customize their signal connections however they like. From providing an I/O for a board design to creating a custom cable assembly configuration, Fairview Microwave has a connector solution to meet your needs. Fairview Microwave also has the expertise to build your custom cable assemblies for you and ship them same-day.

Electrical Specifications

Description	Min	Typ	Max	Units
Frequency Range	DC		12.4	GHz
VSWR			1.38:1	
Insertion Loss			0.3	dB
Operating Voltage (AC)			250	Vrms
High Potential Voltage 5 MHz			400	Vrms
Inner Cond. DC Resistance			4	mOhms
Outer Cond. DC Resistance			1	mOhms
Insulation Resistance	1,000			MOhms
RF Leakage	-50			dB

Mechanical Specifications

Size	
Length	0.53 in [13.46 mm]
Width/Dia.	0.156 in [3.96 mm]
Weight	0.0065 lbs [2.95 g]
Mating Cycles	500 Cycles
Mating Torque	1.75 to 2 in-lbs [0.20 to 0.23 Nm]

Material Specifications

Description	Material	Plating
Contact	Beryllium Copper	Gold MIL-G-45204
Insulation	Teflon	
Body	Beryllium Copper	Gold MIL-G-45204
Coupling Nut	Beryllium Copper	Gold MIL-G-45204



Configuration:

- SSMC Plug Connector
- 50 Ohms
- Straight Body Geometry
- RG405, RG405 Tinned, .086 SR Interface Type
- Clamp/Solder Attachment

Features:

- Operating Frequency of 12.4 GHz Max.
- Good VSWR of 1.38:1
- Gold Plated Beryllium Copper Contact
- Contact plating according to MIL-G-45204
- Small SSMC connector form factor (50% smaller than SMA, radially)
- Reliable threaded coupling
- IEC 60169-20 SSMC connector interface
- In stock and ready to ship

Applications:

- General Purpose Test
- Custom Cable Assemblies
- Software defined radio (SDR)
- Avionics
- A/D Modules
- RADAR/SONAR

Fairview Microwave
1130 Junction Dr. #100
Allen, TX 75013
Tel: 1-800-715-4396 / (972) 649-6678
Fax: (972) 649-6689
www.fairviewmicrowave.com
sales@fairviewmicrowave.com

Environmental Specifications

Temperature

Operating Range

-65 to +165 deg C

Shock

Method 213, Condition B, 75G @6ms @1/2 sine

Vibration

Method 204, Condition D (20G)








Salt Spray

Method 101, Condition B, 5% salt solution

Compliance Certifications (see [product page](#) for current document)

Plotted and Other Data

Notes:

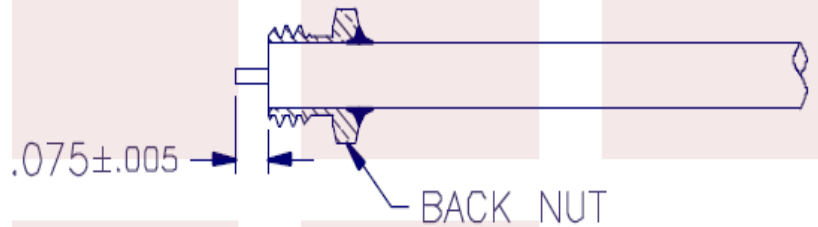


Assembly Instruction

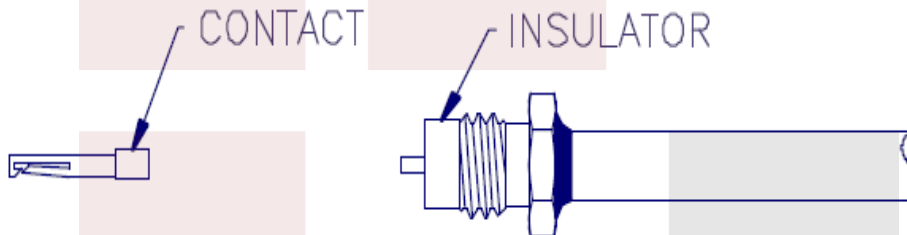
Assembly Instructions



1. TRIM CABLE JACKET ONLY, AS SHOWN ABOVE.



2. SLIDE BACK NUT ONTO CABLE UNTIL TRIMMED END OF JACKET IS FLUSH WITH FRONT OF NUT. SOLDER NUT TO CABLE.
3. TRIM DIELECTRIC AS SHOWN.



4. INSTALL INSULATOR OVER CABLE CENTER CONDUCTOR.
5. SOLDER CONTACT TO CENTER CONDUCTOR.
6. INSERT CABLE ASSEMBLY INTO CONNECTOR BODY AND TIGHTEN TO 35-45 INCH-OUNCES TORQUE.

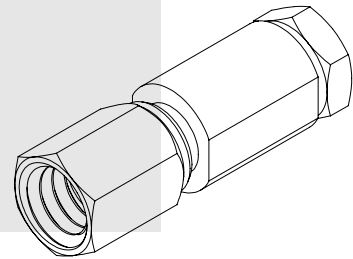
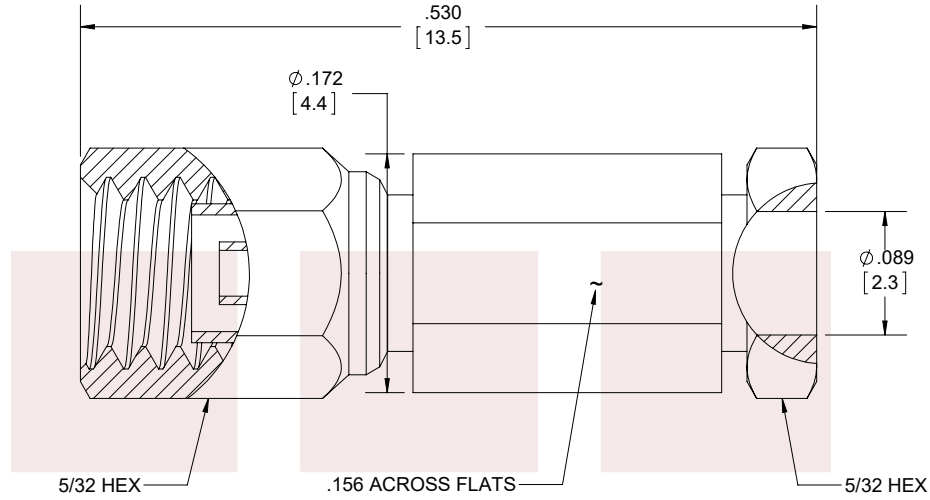
SSMC Plug Connector Clamp/Solder Attachment For RG405, RG405 Tinned, .086 SR Cable from Fairview Microwave is in-stock and available to ship same-day. All of our RF/microwave products are available off-the-shelf from our ISO 9001:2008 certified facilities in Allen, Texas. Fairview Microwave is RF on-demand.

For additional information on this product, please click the following link: [SSMC Plug Connector Clamp/Solder Attachment For RG405, RG405 Tinned, .086 SR Cable FMCN1250](#)

URL: <https://www.fairviewmicrowave.com/ssmc-plug-rg405-rg405-tinned-.086-sr-connector-fmcn1250-p.aspx>

The information contained in this document is accurate to the best of our knowledge and representative of the part described herein. It may be necessary to make modifications to the part and/or the documentation of the part, in order to implement improvements. Fairview Microwave reserves the right to make such changes as required. Unless otherwise stated, all specifications are nominal. Fairview Microwave does not make any representation or warranty regarding the suitability of the part described herein for any particular purpose, and Fairview Microwave does not assume any liability arising out of the use of any part or documentation.





STANDARD TOLERANCES

- .X ±0.2
- .XX ±0.01
- .XXX ±0.005

*STANDARD TOLERANCES APPLY ONLY TO DIMENSIONS IN INCHES

FAIRVIEW MICROWAVE INC. ALLEN, TX 75013 WWW.FAIRVIEWMICROWAVE.COM		NOTES: 1. UNLESS OTHERWISE SPECIFIED ALL DIMENSIONS ARE NOMINAL. 2. ALL SPECIFICATIONS ARE SUBJECT TO CHANGE WITHOUT NOTICE AT ANY TIME. 3. DIMENSIONS ARE IN INCHES [mm].				
TITLE		DWG NO FMCN1250		CAGE CODE 3FKR5		
CAD FILE	061917	SHEET	1 OF 1	SCALE	N/A	SIZE A 9999

SSMC Plug Connector Clamp/Solder Attachment For
 RG405, RG405 Tinned, .086 SR Cable