

75 Ohm 12G SDI BNC Female PCB Connector Thru Hole Solder Attachment

75 Ohm BNC female connector with solder attachment for thru hole PCB, part number FMCN0010, from Fairview Microwave is in-stock and ships same day. This BNC female connector operates up to a maximum frequency of 12 GHz. Fairview Microwave's 12G-SDI BNC connector FMCN0010 utilizes 12Gb/s data transfer rates to enable high resolution uncompressed video signal transmission. These products offer 4K and Ultra-HD quality signals that meet SMPTE Standard 2082-1. These 75 Ohm connectors are available in PCB edge-mount, straight, or right angle configurations, as well as coaxial connectors to be used in industry standard cable assemblies.

Fairview's 75 ohm BNC female connector FMCN0010 datasheet specifications and outline drawing are shown in this PDF below. Our extensive offering of RF, microwave and millimeter wave connectors allows designers to configure and customize their signal connections however they like. From providing an I/O for a board design to creating a custom cable assembly configuration, Fairview Microwave has a connector solution to meet your needs. Fairview Microwave also has the expertise to build your custom cable assemblies for you and ship them same-day.

Electrical Specifications

Description	Min	Typ	Max	Units
Frequency Range	DC		12	GHz

Mechanical Specifications

Size	
Length	0.709 in [18.01 mm]
Width/Dia.	0.433 in [11.00 mm]
Height	0.433 in [11 mm]
Weight	0.05 lbs [22.68 g]

Material Specifications

Description	Material	Plating
Contact	Brass	Gold 10 µin minimum
Insulation	PTFE	
Outer Conductor	Brass	Nickel 100 µin minimum
Body	Brass	Nickel 100 µin minimum

Compliance Certifications (see [product page](#) for current document)

Plotted and Other Data

Notes:



Configuration:

- BNC Female Connector
- 75 Ohms
- Straight Body Geometry
- Thru Hole Interface Type
- Solder Attachment

Features:

- Operating Frequency of 12 GHz Max.
- Gold Plated Brass Contact
- 10 µin minimum contact plating
- Meets SMPTE ST 2082-1
- Backwards Compatible with 2081-1
- 12Gb/s Transmission
- Cost Effective

Applications:

- General Purpose Test
- PCB Applications
- CATV
- 12G-SDI, Video, and Broadband UHDTV
- Broadband Internet Delivery
- Broadcast A/V
- 4K/8K Video Equipment
- Medical Equipment Requiring High Speed Video
- HD Cameras

Fairview Microwave
301 Leora Ln., Suite 100
Lewisville, TX 75056
Tel: 1-800-715-4396 / (972) 649-6678
Fax: (972) 649-6689
www.fairviewmicrowave.com
sales@fairviewmicrowave.com

75 Ohm 12G SDI BNC Female PCB Connector Thru Hole Solder Attachment from Fairview Microwave is in-stock and available to ship same-day. All of our RF/microwave products are available off-the-shelf from our ISO 9001:2008 certified facilities in Lewisville, Texas. Fairview Microwave is RF on-demand.

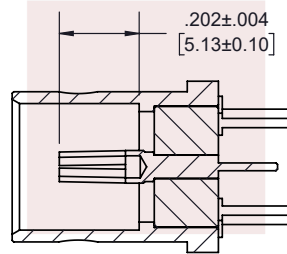
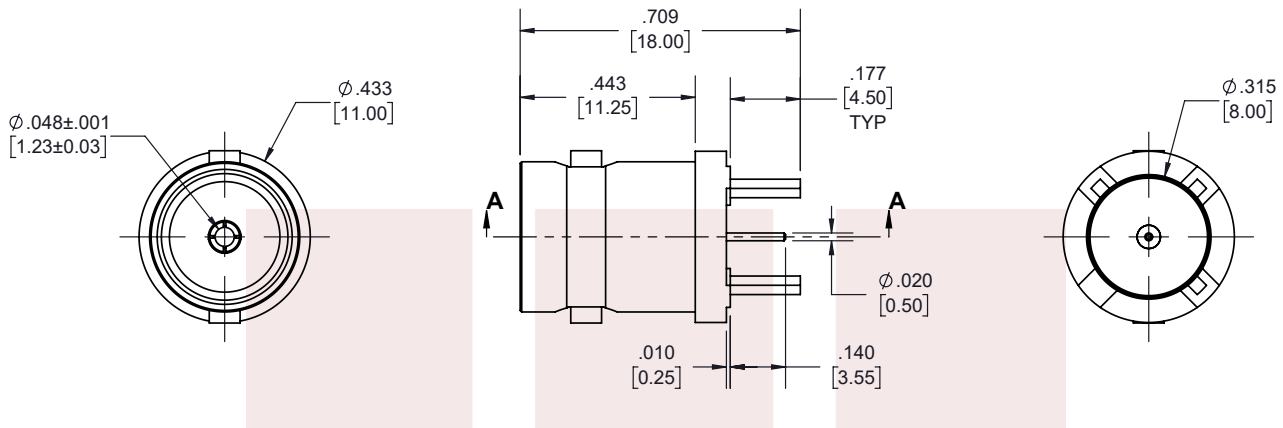
For additional information on this product, please click the following link: [75 Ohm 12G SDI BNC Female PCB Connector Thru Hole Solder Attachment FMCN0010](#)

URL: <https://www.fairviewmicrowave.com/bnc-female-pcb-connector-fmcn0010-p.aspx>

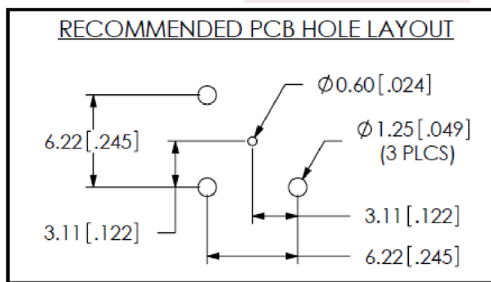
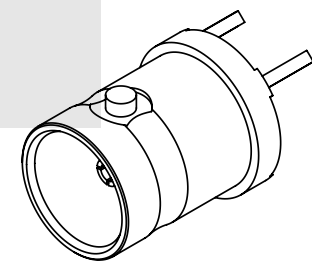
The information contained in this document is accurate to the best of our knowledge and representative of the part described herein. It may be necessary to make modifications to the part and/or the documentation of the part, in order to implement improvements. Fairview Microwave reserves the right to make such changes as required. Unless otherwise stated, all specifications are nominal. Fairview Microwave does not make any representation or warranty regarding the suitability of the part described herein for any particular purpose, and Fairview Microwave does not assume any liability arising out of the use of any part or documentation.



REVISIONS			
REV.	DESCRIPTION	DATE	APPROVED
A	INITIAL RELEASE	12/10/2021	A. GANWANI



SECTION A-A



THESE COMMODITIES, TECHNOLOGY OR SOFTWARE WERE EXPORTED FROM THE UNITED STATES IN ACCORDANCE WITH THE EXPORT ADMINISTRATION REGULATIONS. DIVERSION CONTRARY TO U.S. LAW PROHIBITED.

TITLE
75 Ohm 12G SDI BNC Female PCB Connector Thru Hole Solder Attachment

UNLESS OTHERWISE SPECIFIED LEADING DIMENSIONS ARE INCHES DIMENSIONS IN [] ARE MILLIMETERS		THIRD-ANGLE PROJECTION	
TOLERANCES:		CABLE LENGTH (L) TOLERANCES:	
.X = ± 2 [.08]	FRACTIONS ± 1/32	L ≤ 12 [305] = +1 [25] / -0	<p>THE INFORMATION AND DESIGN IN THIS DOCUMENT IS THE PROPERTY OF FAIRVIEW MICROWAVE CORPORATION. ALL RIGHTS RESERVED.</p>
.XX = ± .02 [.51]	ANGLES ± 1°	12 [305] < L ≤ 60 [1524] = +2 [51] / -0	
.XXX = ± .005 [.13]		60 [1524] < L ≤ 120 [3048] = +4 [102] / -0	
		120 [3048] < L ≤ 300 [7620] = +6 [152] / -0 300 [7620] < L = +5%L / -0	
ALL DIMENSIONS SHOWN ARE FOR REFERENCE ONLY.			
SIZE A	CAGE CODE 3FKR5	DRAWN BY K.DANG	ITEM NO. FMCN0010
SHEET 1 OF 1			SCALE N/A
REV A			

T-Rev.D