

Low PIM 4.1/9.5 Mini DIN Male to
4.1/9.5 Mini DIN Male Cable TFT-5G-402 Coax
Using Times Microwave Components



FMCA2332

Configuration

- Connector 1: 4.1/9.5 Mini DIN Male
- Connector 2: 4.1/9.5 Mini DIN Male
- Cable Type: TFT-5G-402
- Coax Flex Type: Flexible

Features

- Max Frequency 3 GHz
- Low PIM: -160 dBc Max
- Shielding Effectivity > 80 dB
- 76% Phase Velocity
- Double Shielded
- FEP Jacket

Applications

- General Purpose
- Laboratory Use
- Low PIM Applications
- Indoor and Outdoor Use
- Plenum Rated Applications

Description

The 4.1/9.5 Mini DIN male to 4.1/9.5 Mini DIN male cable using TFT-5G-402 coax, part number FMCA2332, from Fairview Microwave is in-stock and ships same day. This Fairview 4.1/9.5 Mini DIN to 4.1/9.5 Mini DIN cable assembly has a male to male gender configuration with 50 ohm flexible TFT-5G-402 coax. Fairview Microwave’s flexible RF cable assemblies are ideal for applications where tight bends and continual flexure are required. Our low PIM design offers excellent passive intermodulation performance with PIM levels better than -160 dBc. The FMCA2332 4.1/9.5 Mini DIN male to 4.1/9.5 Mini DIN male cable assembly operates to 3 GHz. The double shielding of this Fairview cable assembly provides excellent shielding effectiveness of better than 80 dB.

Custom versions of most RF cable assemblies can be built and shipped same day. Custom cable assembly lengths can be obtained by specifying the desired length on the web site at time of order or by contacting a sales representative. Other RF cable assembly value added services including connector orientation or clocking, heat shrink booting and labeling are also available. RF testing can also be performed to document the electrical performance of your cable assembly.

Electrical Specifications

Description	Minimum	Typical	Maximum	Units
Frequency Range	DC		3	GHz
VSWR			1.4:1	
Velocity of Propagation		76		%
RF Shielding	80			dB
Passive Intermodulation			-160	dBc
IM3 (2x43dBm Tones) at 850 MHz or 1900 MHz				

Low PIM 4.1/9.5 Mini DIN Male to
4.1/9.5 Mini DIN Male Cable TFT-5G-402 Coax
Using Times Microwave Components



FMCA2332

Electrical Specifications

Description	Minimum	Typical	Maximum	Units
Capacitance		26.7 [87.6]		pF/ft [pF/m]

Specifications by Frequency

Description	F1	F2	F3	F4	F5	Units
Frequency	0.1	0.25	0.5	1	3	GHz
Insertion Loss (Typ.)	0.035	0.057	0.083	0.117	0.207	dB/ft
	0.11	0.19	0.27	0.38	0.68	dB/m

Electrical Specification Notes:

Insertion Loss does not include the loss of the connectors. Insertion Loss is estimated as 0.1 dB per connector.

Mechanical Specifications

Cable Assembly

Width/Diameter 0.866 in [22 mm]


Cable

Cable Type TFT-5G-402
 Impedance 50 Ohms
 Inner Conductor Type Solid
 Inner Conductor Material and Plating Copper
 Dielectric Type PTFE
 Number of Shields 2
 Jacket Material FEP, Blue
 Jacket Diameter 0.16 in [4.06 mm]
 One Time Minimum Bend Radius 0.75 in [19.05 mm]

Connectors

Description	Connector 1	Connector 2
Type	4.1/9.5 Mini DIN Male	4.1/9.5 Mini DIN Male
Impedance	50 Ohms	50 Ohms
Configuration	Straight	Straight
Contact Material and Plating	Brass, Silver	Brass, Silver
Contact Plating Specification	5 µm	5 µm
Dielectric Type	PTFE	PTFE
Body Material and Plating	Brass, Copper Clad Aluminum	Brass, Copper Clad Aluminum
Body Plating Specification	2 µm	2 µm
Coupling Nut Material and Plating	Brass, Nickel	Brass, Nickel
Coupling Nut Plating Specification	5 µm	5 µm
Torque	106 in-lbs 11.98 Nm	106 in-lbs 11.98 Nm

Low PIM 4.1/9.5 Mini DIN Male to
4.1/9.5 Mini DIN Male Cable TFT-5G-402 Coax
Using Times Microwave Components



FMCA2332

Environmental Specifications

Operating Range Temperature -40 to +85 deg C

Compliance Certifications (see [product page](#) for current document)

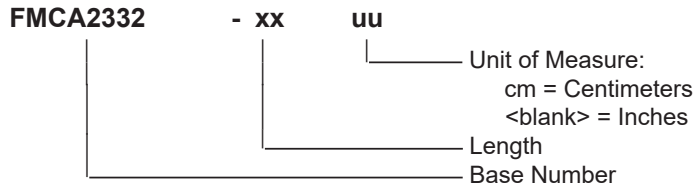
Plotted and Other Data

Notes:

Typical Performance Data

How to Order

Part Number Configuration:



Example: FMCA2332-12 = 12 inches long cable
FMCA2332-100cm = 100 cm long cable

Low PIM 4.1/9.5 Mini DIN Male to 4.1/9.5 Mini DIN Male Cable TFT-5G-402 Coax Using Times Microwave Components from Fairview Microwave is in-stock and available to ship same-day. All of our RF/microwave products are available off-the-shelf from our ISO 9001:2008 certified facilities in Lewisville, Texas. Fairview Microwave is RF on-demand.

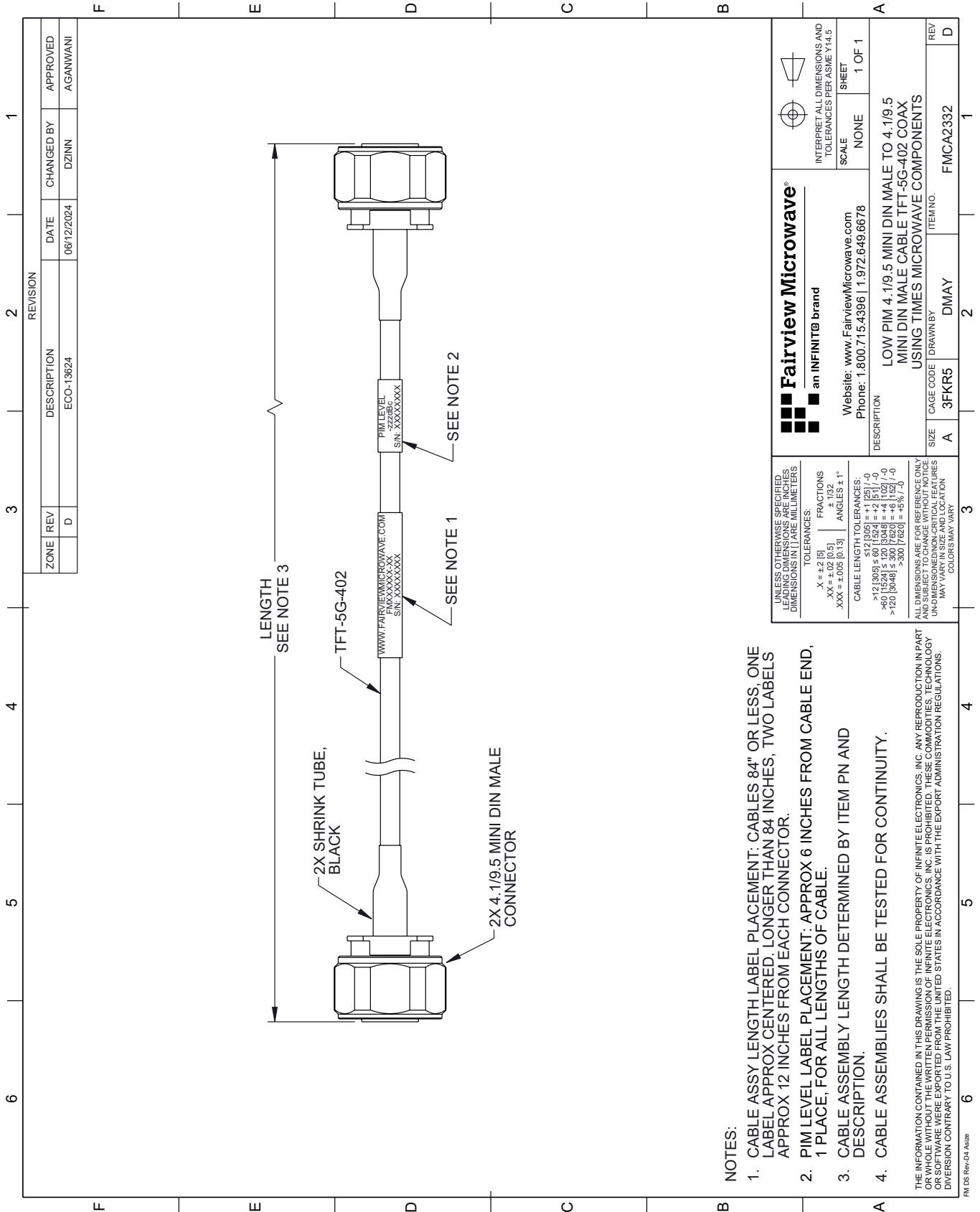
For additional information on this product, please click the following link: [Low PIM 4.1/9.5 Mini DIN Male to 4.1/9.5 Mini DIN Male Cable TFT-5G-402 Coax Using Times Microwave Components FMCA2332](#)

URL: <https://www.fairviewmicrowave.com/low-pim-4.1-9.5-mini-din-male-to-4.1-9.5-mini-din-male-cable-tft-5g-402-coax-using-times-microwave-components-fmca2332-p.aspx>

The information contained within this document is accurate to the best of our knowledge and representative of the part described herein. It may be necessary to make modifications to the part and/or the documentation of the part in order to implement improvements. Fairview Microwave reserves the right to make such changes as required. Unless otherwise stated, all specifications are nominal. Fairview Microwave does not make any representation or warranty regarding the suitability of the part described herein for any particular purpose, and Fairview Microwave does not assume liability arising out of the use of any part or document.

FMCA2332 CAD Drawing

Low PIM 4.1/9.5 Mini DIN Male to 4.1/9.5 Mini DIN Male Cable TFT-5G-402 Coax Using Times Microwave Components



NOTES:

- CABLE ASSY LENGTH LABEL PLACEMENT: CABLES 84" OR LESS, ONE LABEL APPROX CENTERED, LONGER THAN 84 INCHES, TWO LABELS APPROX 12 INCHES FROM EACH CONNECTOR.
- PIM LEVEL LABEL PLACEMENT: APPROX 6 INCHES FROM CABLE END, 1 PLACE, FOR ALL LENGTHS OF CABLE.
- CABLE ASSEMBLY LENGTH DETERMINED BY ITEM PN AND DESCRIPTION.
- CABLE ASSEMBLIES SHALL BE TESTED FOR CONTINUITY.

THE INFORMATION CONTAINED IN THIS DRAWING IS THE SOLE PROPERTY OF INFINITE ELECTRONICS, INC. ANY REPRODUCTION IN PART OR WHOLE WITHOUT THE WRITTEN PERMISSION OF INFINITE ELECTRONICS, INC. IS PROHIBITED. THESE COMMODITIES, TECHNOLOGY OR SOFTWARE WERE EXPORTED FROM THE UNITED STATES IN ACCORDANCE WITH THE EXPORT ADMINISTRATION REGULATIONS, DIVISION CONTRARY TO U.S. LAWS PROHIBITED.

<p>Fairview Microwave an INFINIT® brand</p>		<p>INTERPRET ALL DIMENSIONS AND TOLERANCES PER ASME Y14.5</p>
<p>Website: www.FairviewMicrowave.com Phone: 1.800.715.4396 1.972.649.6678</p>		<p>SCALE: NONE SHEET: 1 OF 1</p>
<p>DESCRIPTION: LOW PIM 4.1/9.5 MINI DIN MALE TO 4.1/9.5 MINI DIN MALE CABLE TFT-5G-402 COAX USING TIMES MICROWAVE COMPONENTS</p>		
<p>SIZE: A</p>	<p>CAGE CODE: 3FKR5</p>	<p>ITEM NO.: DMAY</p>
<p>DRAWN BY: DMAY</p>		<p>REV: D</p>

UNLESS OTHERWISE SPECIFIED, LEADING DIMENSIONS ARE IN INCHES, DIMENSIONS IN [] ARE MILLIMETERS.

TOLERANCES:
 .X = ±.2 [5]
 .XX = ±.02 [0.5]
 .XXX = ±.005 [0.13]

FRACTIONS:
 ± 1/32
 ANGLES ± 1°

CABLE LENGTH TOLERANCES:
 ≤ 12 [305] ± .60 [1524] = ±.2 [5] / -0
 > 12 [305] ≤ 60 [1524] = ±.4 [102] / -0
 > 60 [1524] ≤ 120 [3048] = ±.4 [102] / -0
 > 120 [3048] ≤ 300 [7620] = ±.6 [15] / -0
 > 300 [7620] = ±.6 [15] / -0

ALL DIMENSIONS ARE FOR REFERENCE ONLY. UNDIMENSIONED NON-CRITICAL FEATURES MAY VARY IN SIZE AND LOCATION. COLORS MAY VARY.