

6 dB Fixed Attenuator 4.3-10 Male (Plug) to 4.3-10 Female (Jack) Up to 6 GHz Rated to 15 Watts, , 1.15 VSWR



FMAP1001-6

Features

- Bidirectional
- DC to 6 GHz Frequency Range
- Attenuation 6 ±0.3 dB
- Max Power 15 Watts (CW)
- VSWR < 1.15:1

Applications

- Instrumentation
- Precision measurements
- Prototyping and characterization
- Production systems

Description

Fairview Microwave carries a broad selection of fixed attenuators with a wide range of attenuation levels, frequency ranges, and power dissipation ranges. Also known as RF pads, RF microwave attenuators lower the amplitude of a signal (or attenuate) a known amount. These attenuator pads can be used in a wide variety of applications including reducing a signal level to protect measurement equipment or other circuitry, extending the range of power meters and amplifiers, and impedance matching circuits by reducing the VSWR seen by adjacent components. RF attenuators can prevent signal overload in amplifiers, receivers and detectors, adjusting the signal level to a range that is optimal.

Few RF components are as commonly used as fixed coaxial attenuators, and Fairview Microwave carries one of the largest in-stock varieties and ships them same day. The FMAP1001-6 is a 6 dB Fixed Attenuator that operates from DC to 6 GHz and is rated to 15 Watts. The versatile coaxial package uses 4.3-10 male to 4.3-10 female connectors.

Electrical Specifications

Description	Minimum	Typical	Maximum	Units
Frequency Range	DC		6	GHz
Impedance		50		Ohms
Nominal Attenuation		6		dB
VSWR			1.15:1	
Input Power, CW			15	Watts
Input Power, Peak			250	Watts
1 μs, 1%				

Mechanical Specifications

Size

Length	0 in [0 mm]
Width/Diameter	0 in [0 mm]
Height	0 in [0 mm]
Weight	0.237 lbs [107.5 g]

Configuration

Design	Fixed
--------	-------

Connectors

Description	Connector 1	Connector 2
Type	4.3-10 Male	4.3-10 Female

6 dB Fixed Attenuator 4.3-10 Male (Plug) to 4.3-10 Female (Jack) Up to 6 GHz Rated to 15 Watts, , 1.15 VSWR



FMAP1001-6

Environmental Specifications

Temperature

Operating Range

-40 to +85 deg C

Ingress Protection (IP) Rating

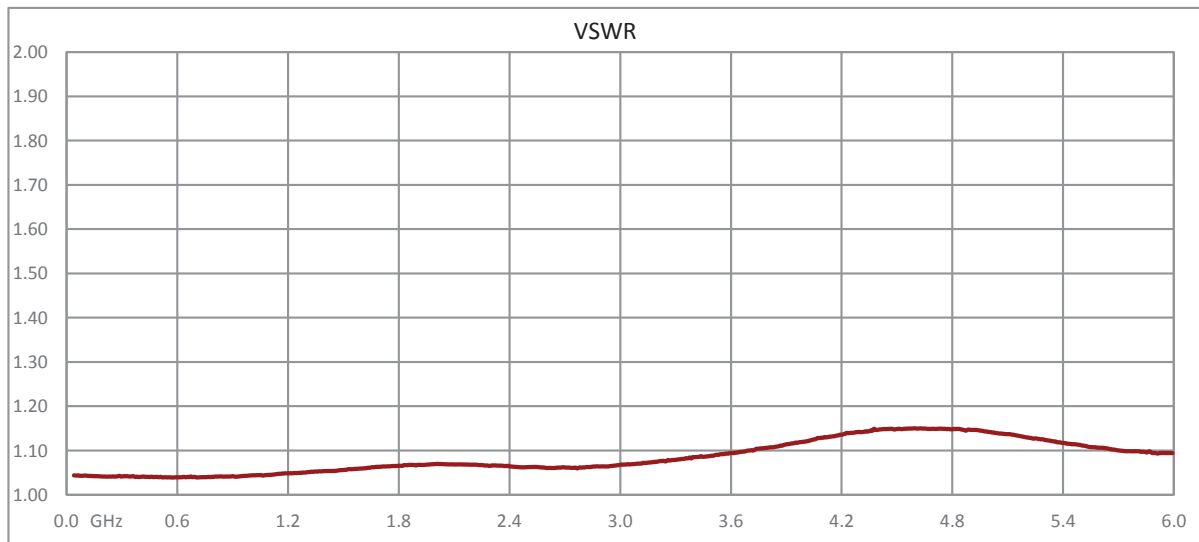
IP67

Compliance Certifications (see [product page](#) for current document)

Plotted and Other Data

Notes:

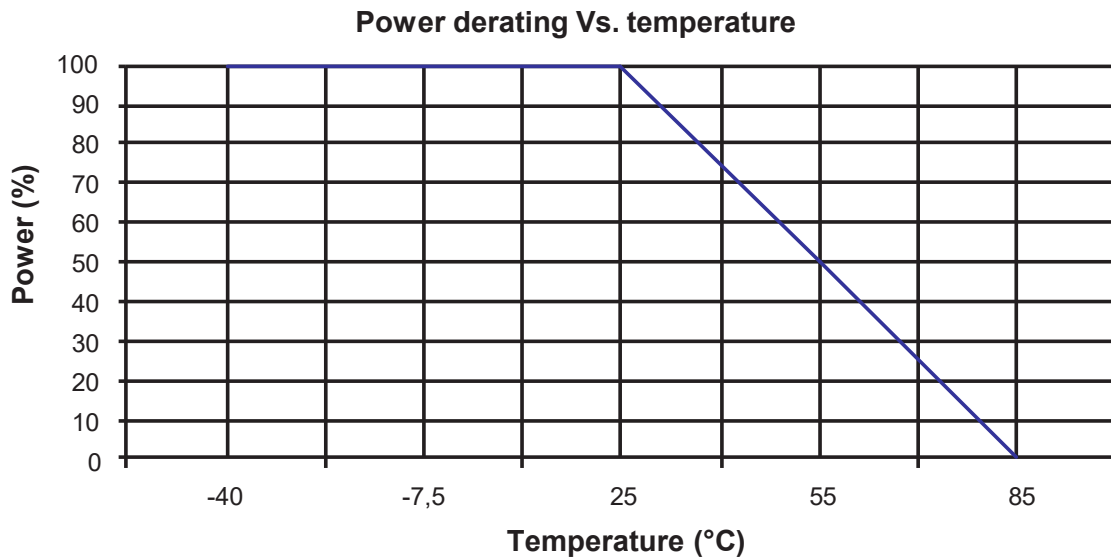
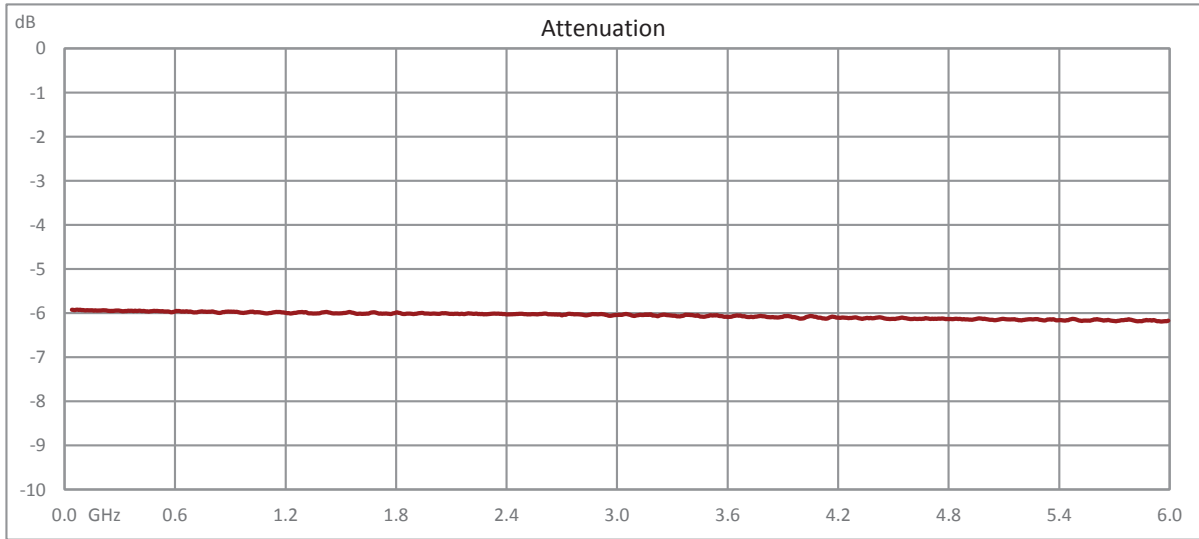
Typical Performance Data



6 dB Fixed Attenuator 4.3-10 Male (Plug) to 4.3-10 Female (Jack) Up to 6 GHz Rated to 15 Watts, , 1.15 VSWR



FMAP1001-6



6 dB Fixed Attenuator 4.3-10 Male (Plug) to 4.3-10 Female (Jack) Up to 6 GHz Rated to 15 Watts, , 1.15 VSWR



FMAP1001-6

6 dB Fixed Attenuator 4.3-10 Male (Plug) to 4.3-10 Female (Jack) Up to 6 GHz Rated to 15 Watts, , 1.15 VSWR from Fairview Microwave is in-stock and available to ship same-day. All of our RF/microwave products are available off-the-shelf from our ISO 9001:2008 certified facilities in Lewisville, Texas. Fairview Microwave is RF on-demand.

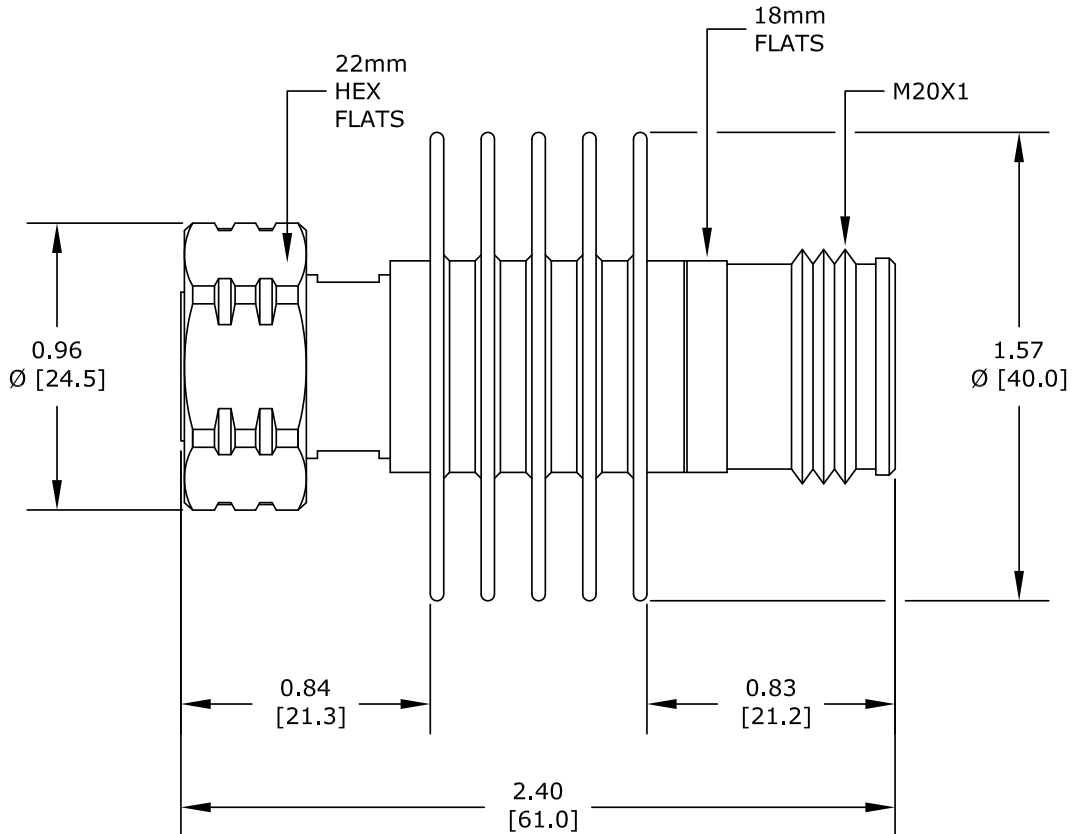
For additional information on this product, please click the following link: [6 dB Fixed Attenuator 4.3-10 Male \(Plug\) to 4.3-10 Female \(Jack\) Up to 6 GHz Rated to 15 Watts, , 1.15 VSWR FMAP1001-6](#)

URL: <https://www.fairviewmicrowave.com/6db-fixed-attenuator-4.3-10-male-4.3-10-female-15-watts-fmap1001-6-p.aspx>

The information contained within this document is accurate to the best of our knowledge and representative of the part described herein. It may be necessary to make modifications to the part and/or the documentation of the part in order to implement improvements. Fairview Microwave reserves the right to make such changes as required. Unless otherwise stated, all specifications are nominal. Fairview Microwave does not make any representation or warranty regarding the suitability of the part described herein for any particular purpose, and Fairview Microwave does not assume liability arising out of the use of any part or document.

FMAP1001-6 CAD Drawing

6 dB Fixed Attenuator 4.3-10 Male (Plug) to 4.3-10 Female (Jack) Up to 6 GHz Rated to 15 Watts, , 1.15 VSWR



STANDARD TOLERANCES

.X ±0.2
 .XX ±0.1
 .XXX ±0.05

*STANDARD TOLERANCES APPLY ONLY TO DIMENSIONS IN INCHES

FAIRVIEW MICROWAVE INC. ALLEN, TX 75013 WWW.FAIRVIEWMICROWAVE.COM		NOTES: 1. UNLESS OTHERWISE SPECIFIED ALL DIMENSIONS ARE NOMINAL. 2. ALL SPECIFICATIONS ARE SUBJECT TO CHANGE WITHOUT NOTICE AT ANY TIME. 3. DIMENSIONS ARE IN INCHES [mm].			
TITLE	DWG NO	FMAP1001-6		CAGE CODE	
				3FKR5	
	CAD FILE	061417	SHEET	SCALE	N/A
				SIZE	A
					2233