

902 to 928 MHz, RFID Flat Panel Antenna, 5 dBi Gain RP TNC male, ABS Radome, RHCP

Fairview Microwave's FMANFP1026 is a Directional RFID flat panel RHCP antenna. The FMANFP1026 with a 5 dBi gain nominal is a Directional antenna. Our 902-928 MHz RP TNC male connector, flat panel antenna has a gain of 5 dBi.

With an impedance of 50 Ohms and max input power of 20 Watts, the FMANFP1026 RFID flat panel is well suited for Radio Frequency Identification tag reading applications. Contact Fairview Microwave's antenna experts for any assistance on 902-928 MHz, 5 dBi RP TNC male connector antennas. This 5 dBi gain RFID antenna is highly directional providing the reader radio the capabilities of simultaneously reading a multitude of RFID tags with a high degree of accuracy.

Fairview's RFID FMANFP1026 has a radome made of ABS in White color and comes from a facility certified to ISO 9001:2015. RHCP flat panel antenna comes with mounting hardware and ABS radome. The included hardware along with Threaded male connector and ABS radome, makes installation effortless.

This Reverse Polarity TNC connectized Antenna has an overall length of 5.7 in, width of 5.7 in, and weighs 0.66 lbs. Use our on-line ordering system to purchase your FMANFP1026 RFID Directional RHCP antenna 24 hours a day with same-day shipping and no MOQs (minimum order quantities).

Configuration

Design	Flat Panel
Gain	5
Polarization	RHCP
Cable Type	RG58U
Connector Type	TNC Male Reverse Polarity
Lightning Protection	DC Grounded

Electrical Specifications

Description	Min	Typ	Max	Units
Frequency Range	902		928	MHz
Input VSWR			1.3:1	
Impedance		50		Ohms
Gain		5		dBi
Front to Back Ratio		17		dB
Horizontal (Azimuth) Beam Width		120		Degrees
Vertical (Elevation) Beam Width		130		Degrees
Input Power			20	Watts

Mechanical Specifications

Radome Material	ABS
Size	
Length	5.7 in [144.78 mm]
Width	5.7 in [144.78 mm]
Height	1 in [25.4 mm]
Weight	0.5 lbs [226.8 g]



Features:

- High Performance Multi-tag read/write Capabilities
- Lightweight, Concealable Design
- Right Hand Circular Polarized
- 902 to 928 MHz Frequency Range
- 2 Meter Cable
- RP TNC Male Connector

Applications:

- Radio Frequency Identification
- Inventory Management
- Access Control
- Data Collection
- Asset Tracking
- Livestock Management

Fairview Microwave
301 Leora Ln., Suite 100
Lewisville, TX 75056
Tel: 1-800-715-4396 / (972) 649-6678
Fax: (972) 649-6689
www.fairviewmicrowave.com
sales@fairviewmicrowave.com

Environmental Specifications

Temperature

Operating Range -20 to +65 deg C

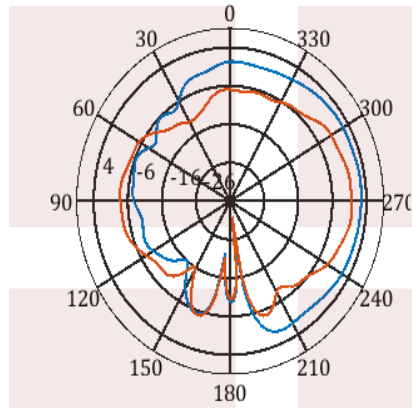
Ingress Protection IP67

Compliance Certifications (see [product page](#) for current document)

Plotted and Other Data

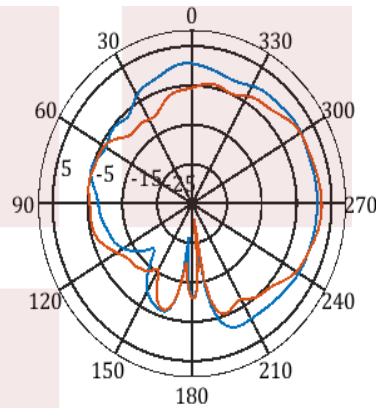
Notes:

2D Pattern: @phi=90(Vertical)



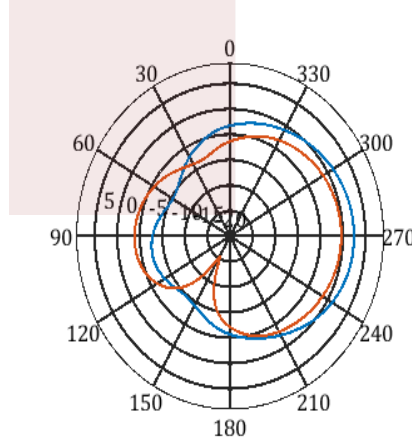
f=900MHz,@Y-Z plane

2D Pattern: @phi=90(Vertical)



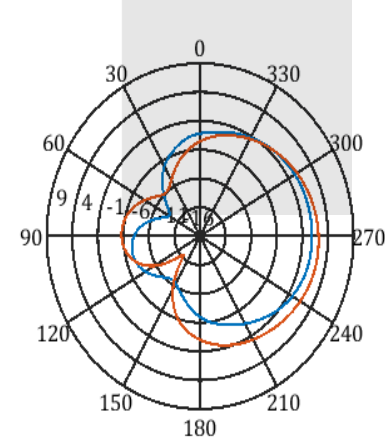
f=920MHz,@Y-Z plane

2D Pattern: @theta=90+tilt(Horizontal)



f=900MHz,X-Y Plane

2D Pattern: @theta=90+tilt(Horizontal)



f=920MHz,X-Y Plane

902 to 928 MHz, RFID Flat Panel Antenna, 5 dBi Gain RP TNC male, ABS Radome, RHCP from Fairview Microwave is in-stock and available to ship same-day. All of our RF/microwave products are available off-the-shelf from our ISO 9001:2008 certified facilities in Lewisville, Texas. Fairview Microwave is RF on-demand.

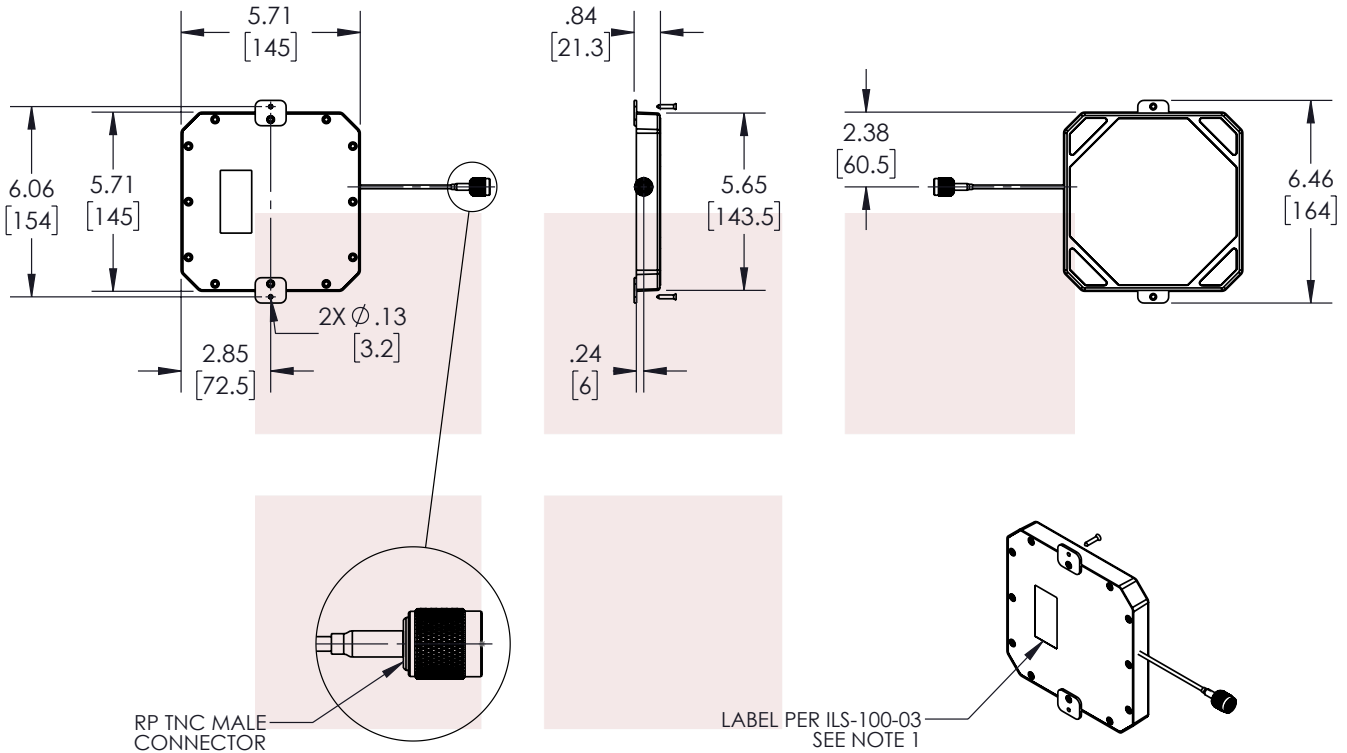
For additional information on this product, please click the following link: [902 to 928 MHz, RFID Flat Panel Antenna, 5 dBi Gain RP TNC male, ABS Radome, RHCP FMANFP1026](#)

URL: <https://www.fairviewmicrowave.com/5-dbi-flat-panel-antenna-902-928-mhz-tnc-connector-fmanfp1026-p.aspx>

The information contained in this document is accurate to the best of our knowledge and representative of the part described herein. It may be necessary to make modifications to the part and/or the documentation of the part, in order to implement improvements. Fairview Microwave reserves the right to make such changes as required. Unless otherwise stated, all specifications are nominal. Fairview Microwave does not make any representation or warranty regarding the suitability of the part described herein for any particular purpose, and Fairview Microwave does not assume any liability arising out of the use of any part or documentation.



REVISIONS			
REV.	DESCRIPTION	DATE	APPROVED
A	INITIAL RELEASE	11/19/22	KHIETPAS



RP TNC MALE CONNECTOR

DETAIL A

LABEL PER ILS-100-03
SEE NOTE 1

NOTES:

1. LABEL PER ILS-100-03 (FOR INTERNAL USE ONLY). LABEL LOCATION SHOWN IS FOR REFERENCE ONLY.

REGULATORY COMPLIANCE:

EU RoHS DIRECTIVE (MOST RECENT RELEASED VERSION)

THESE COMMODITIES, TECHNOLOGY OR SOFTWARE WERE EXPORTED FROM THE UNITED STATES IN ACCORDANCE WITH THE EXPORT ADMINISTRATION REGULATIONS. DIVERSION CONTRARY TO U.S. LAW PROHIBITED.

TITLE

902 to 928 MHz, RFID Flat Panel Antenna, 5 dBi Gain
RP TNC male, ABS Radome, RHCP

UNLESS OTHERWISE SPECIFIED LEADING DIMENSIONS ARE INCHES
DIMENSIONS IN [] ARE MILLIMETERS

TOLERANCES:

.X = ±.2 [5.08] FRACTIONS ± 1/32
.XX = ±.02 [.51] ANGLES ± 1°
.XXX = ±.005 [.13]

CABLE LENGTH (L) TOLERANCES:

L ≤ 12 [305] = +1 [25] / -0
12 [305] < L ≤ 60 [1524] = +2 [51] / -0
60 [1524] < L ≤ 120 [3048] = +4 [102] / -0
120 [3048] < L ≤ 300 [7620] = +6 [152] / -0
300 [7620] < L = +5%L / -0

THIRD-ANGLE PROJECTION



THE INFORMATION AND DESIGN IN THIS DOCUMENT IS THE PROPERTY OF FAIRVIEW MICROWAVE CORPORATION. ALL RIGHTS RESERVED.

SHEET 1 OF 1

SCALE N/A

ALL DIMENSIONS SHOWN ARE FOR REFERENCE ONLY.

SIZE A	CAGE CODE 3FKR5	DRAWN BY VTHANGARAJ	ITEM NO. FMANFP1026	REV A
-----------	--------------------	------------------------	------------------------	----------

T-Rev.D