

Launch Pin to Tab Contact with Dielectric for 0.015" (0.38mm) Field Replaceable Connector and 0.16" Pin Length

Configuration

Description	Launch Pin to Tab Contact
Pin Diameter, in [mm]	0.015 [0.38]
Pin Length, in [mm]	0.16 [4.06]
Contact Diameter, in [mm]	0.004 [0.1]
Tab Size, in	0.040
Contact Material and Plating	Beryllium Copper Gold
Contact Plating Specification	40µ in minimum
Dielectric Material	PTFE

Compliance Certifications (see [product page](#) for current document)

Notes:

- Values at 25 °C, sea level

Launch Pin to Tab Contact with Dielectric for 0.015" (0.38mm) Field Replaceable Connector and 0.16" Pin Length from Fairview Microwave is in-stock and available to ship same-day. All of our RF/microwave products are available off-the-shelf from our ISO 9001:2008 certified facilities in Lewisville, Texas. Fairview Microwave is RF on-demand.

For additional information on this product, please click the following link: [Launch Pin to Tab Contact with Dielectric for 0.015" \(0.38mm\) Field Replaceable Connector and 0.16" Pin Length FM1016-9](#)

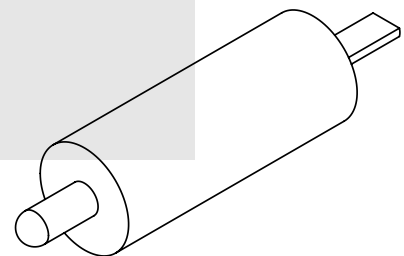
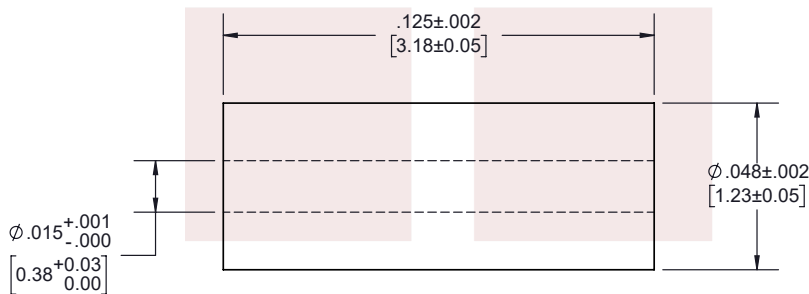
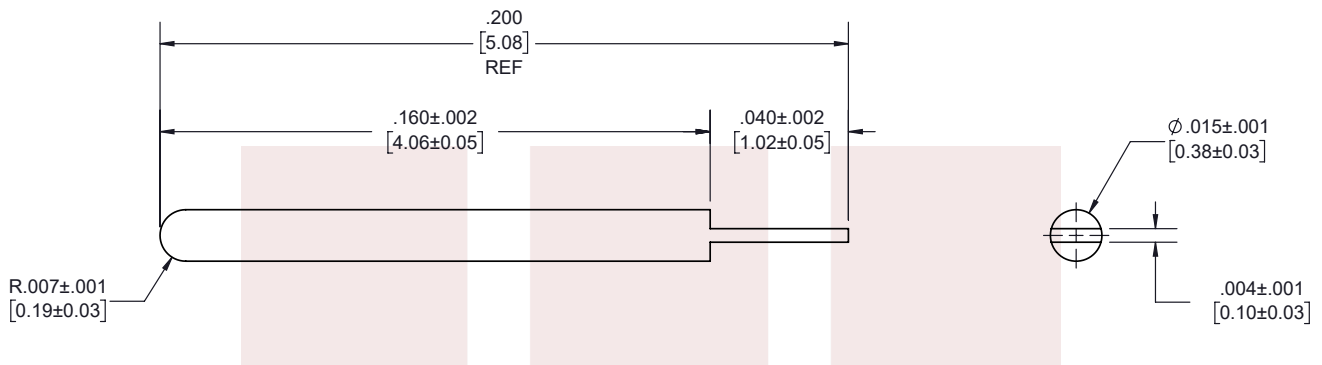
URL: <https://www.fairviewmicrowave.com/hermetic-seal-solder-contact-0.015-pin-diameter-0-body-0.16-pin-fm1016-9-p.aspx>

The information contained in this document is accurate to the best of our knowledge and representative of the part described herein. It may be necessary to make modifications to the part and/or the documentation of the part, in order to implement improvements. Fairview Microwave reserves the right to make such changes as required. Unless otherwise stated, all specifications are nominal. Fairview Microwave does not make any representation or warranty regarding the suitability of the part described herein for any particular purpose, and Fairview Microwave does not assume any liability arising out of the use of any part or documentation.



Fairview Microwave
301 Leora Ln., Suite 100
Lewisville, TX 75056
Tel: 1-800-715-4396 / (972) 649-6678
Fax: (972) 649-6689
www.fairviewmicrowave.com
sales@fairviewmicrowave.com

REVISIONS			
REV.	DESCRIPTION	DATE	APPROVED
A	INITIAL RELEASE	2/23/2021	S.PONG



NOTES:

- FINISH (PLATING THICKNESS IN MICRO-INCHES)
 - BERYLLIUM COPPER.
 - GOLD PL. 40 MIN. OVER NICKEL-PHOSPHORUS ALLOY
 - PL. 80 MIN. OVER COPPER PL. 20MIN.

THESE COMMODITIES, TECHNOLOGY OR SOFTWARE WERE EXPORTED FROM THE UNITED STATES IN ACCORDANCE WITH THE EXPORT ADMINISTRATION REGULATIONS. DIVERSION CONTRARY TO U.S. LAW PROHIBITED.

<p>Fairview Microwave an INFINIT[®] brand</p>	UNLESS OTHERWISE SPECIFIED LEADING DIMENSIONS ARE INCHES DIMENSIONS IN [] ARE MILLIMETERS		THIRD-ANGLE PROJECTION 	
	TOLERANCES:		CABLE LENGTH (L) TOLERANCES:	
TITLE Launch Pin to Tab Contact with Dielectric for 0.015" (0.38mm) Field Replaceable Connector and 0.16" Pin Length	.X = ±.2 [.51]	FRACTIONS ± 1/32	L ≤ 12 [305] = +1 [25] / -0	THE INFORMATION AND DESIGN IN THIS DOCUMENT IS THE PROPERTY OF FAIRVIEW MICROWAVE CORPORATION. ALL RIGHTS RESERVED. SHEET 1 OF 1
	.XX = ±.02 [.51]	ANGLES ± 1°	12 [305] < L ≤ 60 [1524] = +2 [51] / -0 60 [1524] < L ≤ 120 [3048] = +4 [102] / -0 120 [3048] < L ≤ 300 [7620] = +6 [152] / -0 300 [7620] < L = +5%L / -0	
ALL DIMENSIONS SHOWN ARE FOR REFERENCE ONLY.				SCALE N/A
SIZE A	CAGE CODE 3FKR5	DRAWN BY K.DANG	ITEM NO. FM1016-9	REV A

T-Rev.D