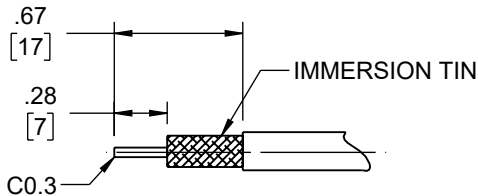
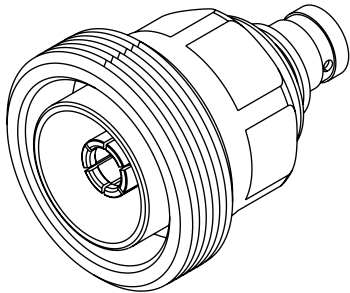
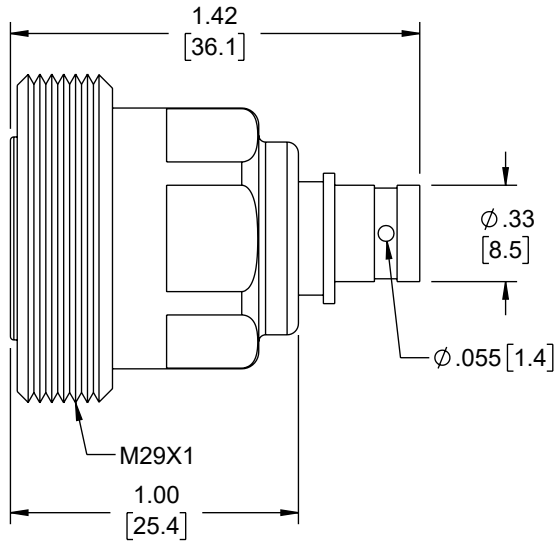
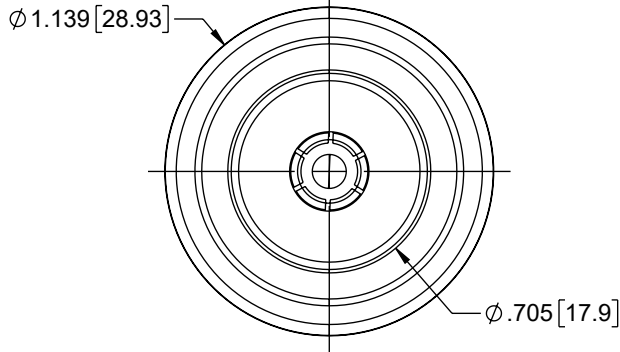
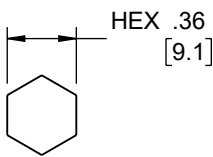
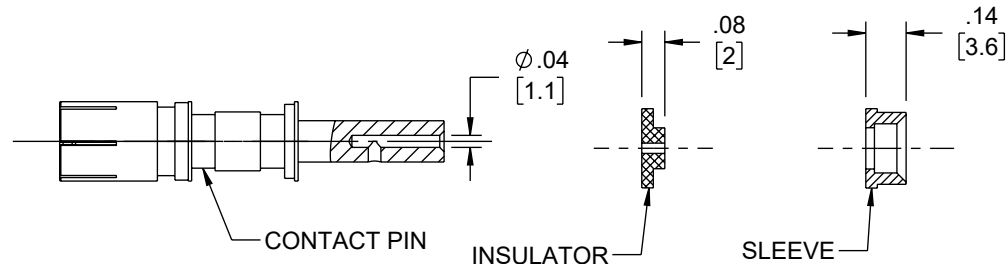


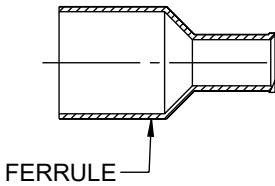
REVISION					
ZONE	REV	DESCRIPTION	DATE	CHANGED BY	APPROVED
	B	ECO-12256	03/27/2024	HBAKKE	SRAUTUS



RECOMMENDED CABLE STRIPPING DIM'S




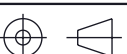
VICE JAW OF OUTER CONDUCT



FERRULE

UNLESS OTHERWISE SPECIFIED LEADING DIMENSIONS ARE INCHES DIMENSIONS IN [] ARE MILLIMETERS	
TOLERANCES:	
X = ±.2 [5]	FRACTIONS ± 1/32
XX = ±.02 [0.5]	ANGLES ± 1°
XXX = ±.005 [0.13]	
CABLE LENGTH TOLERANCES:	
≤12 [305] = +1 [25] / -0	
>12 [305] ≤60 [1524] = +2 [51] / -0	
>60 [1524] ≤120 [3048] = +4 [102] / -0	
>120 [3048] ≤300 [7620] = +6 [152] / -0	
>300 [7620] = +5% / -0	

ALL DIMENSIONS ARE FOR REFERENCE ONLY
AND SUBJECT TO CHANGE WITHOUT NOTICE
UN-DIMENSIONED/NON-CRITICAL FEATURES
MAY VARY IN SIZE AND LOCATION
COLORS MAY VARY

 Fairview Microwave® an INFINIT® brand				
Website: www.FairviewMicrowave.com Phone: 1.800.715.4396 1.972.649.6678			SCALE NONE	SHEET 1 OF 1
DESCRIPTION 7/16 DIN FEMALE LOW PIM CONNECTOR SOLDER ATTACHMENT FOR TFT-5G-402				
SIZE A	CAGE CODE 3FKR5	DRAWN BY DMAY	ITEM NO. TC-402-716F-LP	REV B

THE INFORMATION CONTAINED IN THIS DRAWING IS THE SOLE PROPERTY OF INFINITE ELECTRONICS, INC. ANY REPRODUCTION IN PART OR WHOLE WITHOUT THE WRITTEN PERMISSION OF INFINITE ELECTRONICS, INC. IS PROHIBITED. THESE COMMODITIES, TECHNOLOGY OR SOFTWARE WERE EXPORTED FROM THE UNITED STATES IN ACCORDANCE WITH THE EXPORT ADMINISTRATION REGULATIONS. DIVERSION CONTRARY TO U.S. LAW PROHIBITED.