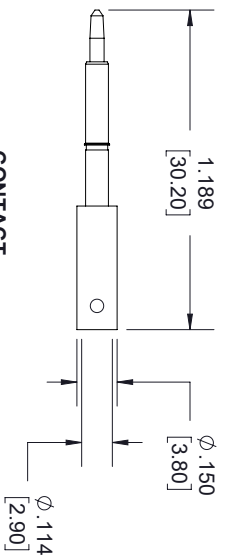
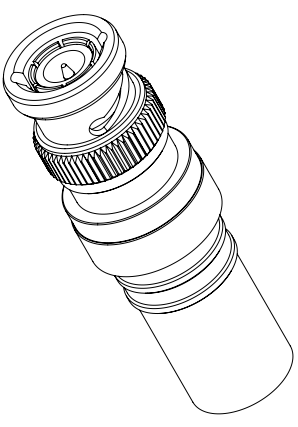
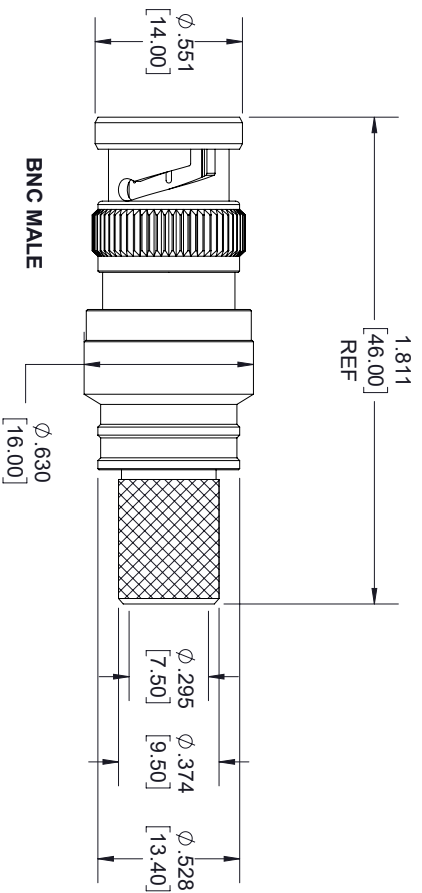
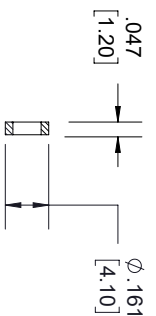


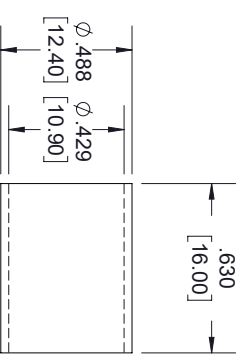
REVISIONS			
REV.	DESCRIPTION	DATE	APPROVED
A	PCR TC-400-BM-X 20191204	12/09/19	S ELLIS



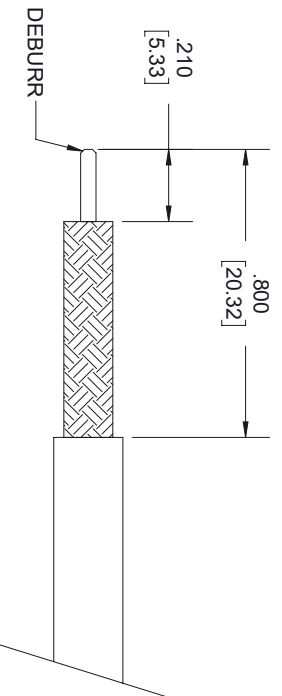
CONTACT



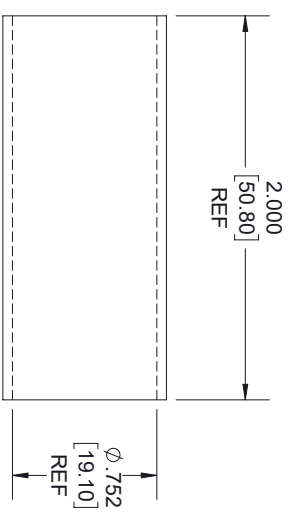
INSULATOR



FERRULE



STRIPPING DIMENSIONS



HEAT SHRINK TUBE

- NOTES:
- CABLE ATTACHMENT:
    - OUTER: CRIMP.
    - INNER: SOLDER.
  - CRIMP SIZE REQUIRED:
    - FERRULE: .429 [10.90] HEX. CRIMP TOOL.
    - CONTACT: SOLDER.

THESE COMMODITIES, TECHNOLOGY OR SOFTWARE WERE EXPORTED FROM THE UNITED STATES IN ACCORDANCE WITH THE EXPORT ADMINISTRATION REGULATIONS, DIVERSION CONTRARY TO U.S. LAW PROHIBITED.



TITLE

UNLESS OTHERWISE SPECIFIED LEADING DIMENSIONS ARE INCHES  
DIMENSIONS IN [ ] ARE MILLIMETERS

TOLERANCES:

CABLE LENGTH (L) TOLERANCES:



THIRD-ANGLE PROJECTION

X = +.2 [5.08] FRACTIONS  
XX = +.02 [ .51] ±.1/32  
XXX = +.005 [ .13] ANGLES ± 1°

L ± 1/2 (305) = +1 [25] / -0  
12 (305) < L ≤ 60 [1524] = +2 [51] / -0  
60 [1524] < L ≤ 120 [3048] = +4 [102] / -0  
120 [3048] < L ≤ 300 [7620] = +6 [152] / -0  
300 [7620] < L = +5% / -0

THE INFORMATION AND DESIGN IN THIS DOCUMENT IS THE PROPERTY OF FAIRVIEW MICROWAVE CORPORATION. ALL RIGHTS RESERVED.

SHEET 1 OF 1

ALL DIMENSIONS SHOWN ARE FOR REFERENCE ONLY.

SCALE

SIZE

A

GAGE CODE

3FKRS

DRAWN BY

K.DANG

PART NUMBER

TC-400-BM-X

REV

A