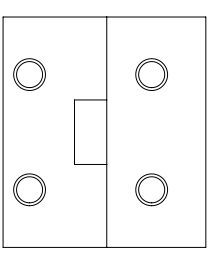
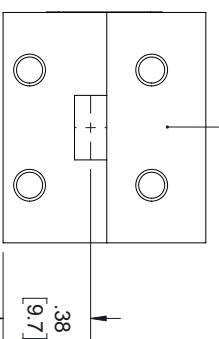
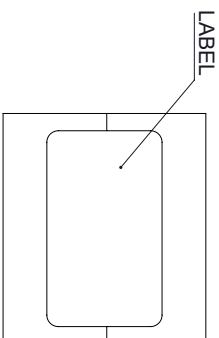
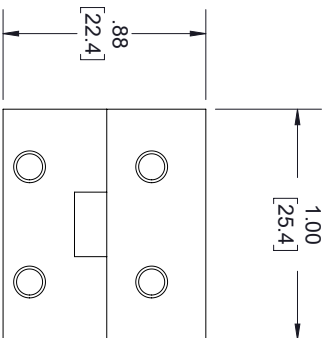
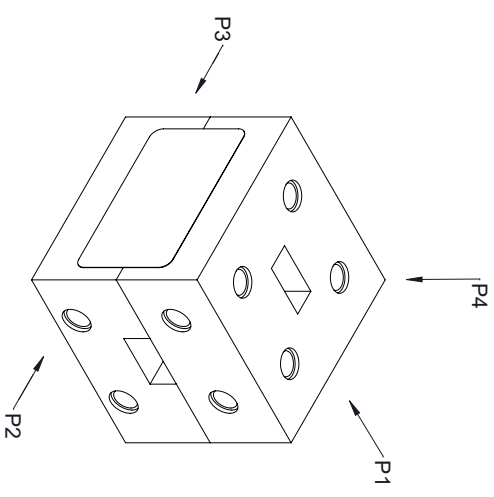
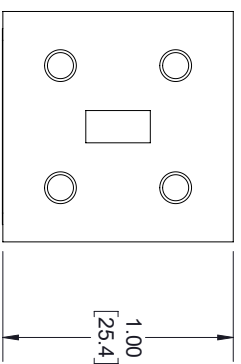
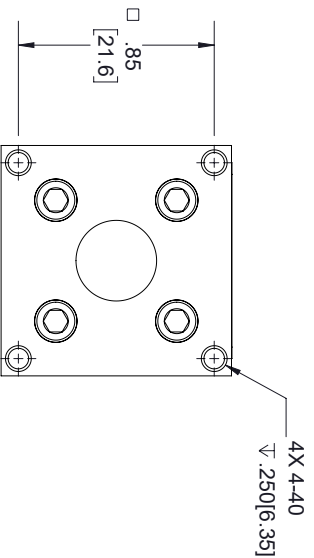


LABEL:

P4  
 FAIRVIEW MICROWAVE  
 FMWMT1005  
 V001186MMDDYYYY  
 www.FAIRVIEWMICROWAVE.com  
 P1(B. SIDE)

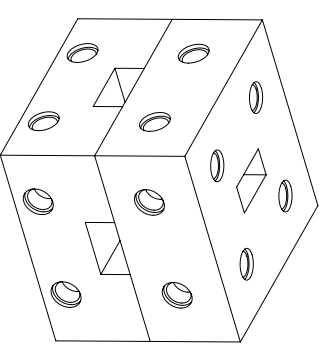


WR-28 WAVEGUIDE  
 UG599/U COVER FLANGE  
 (4 PLACES)



**STANDARD TOLERANCES**  
 .X ±0.2  
 .XX ±0.01  
 .XXX ±0.005

\*STANDARD TOLERANCES APPLY  
 ONLY TO DIMENSIONS IN INCHES



# FAIRVIEW MICROWAVE INC.

ALLEN, TX 75013 www.FAIRVIEWMICROWAVE.COM

NOTES:  
 1. UNLESS OTHERWISE SPECIFIED ALL DIMENSIONS ARE NOMINAL.  
 2. ALL SPECIFICATIONS ARE SUBJECT TO CHANGE WITHOUT NOTICE AT ANY TIME.  
 3. DIMENSIONS ARE IN INCHES [mm].

TITLE		DWG NO		CAGE CODE	
		FMWMT1005		3FKR5	
CAD FILE	111417	SHEET	1 OF 1	SCALE	N/A
				SIZE	A
					7361