

6

5

4

3

2

1

REVISION					
ZONE	REV.	DESCRIPTION	DATE	CHANGED BY	APPROVED BY
	A	INITIAL RELEASE	02/08/2023	PSRINIVAS	TGALLA

2X  $\phi$  0.06 [1.5]  $\nabla$  0.170 [4.3]

4X  $\phi$  .089  $\nabla$  0.280 [7.1]  
[2.26]

4- 40 UNC  $\nabla$  0.25 [6.35]

2X  $\phi$  .067  $\nabla$  0.170 [4.3]  
[1.70]

.750 [19.05]  
W/G CENTER

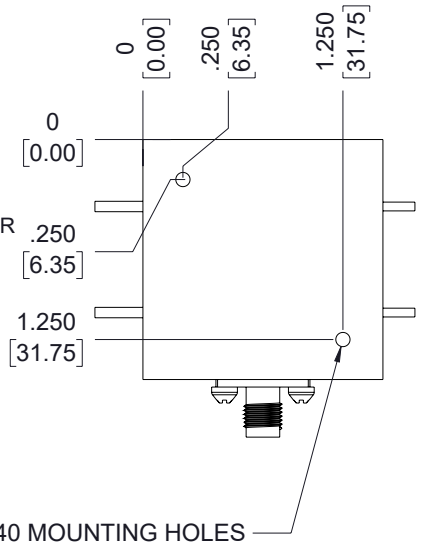
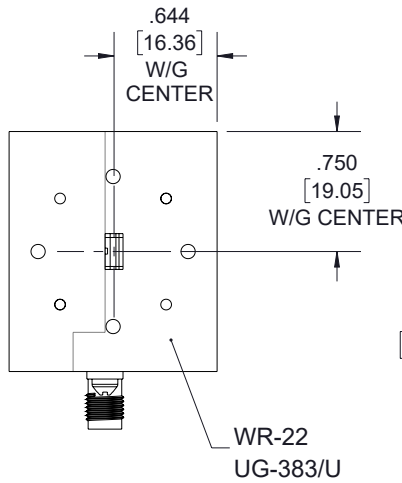
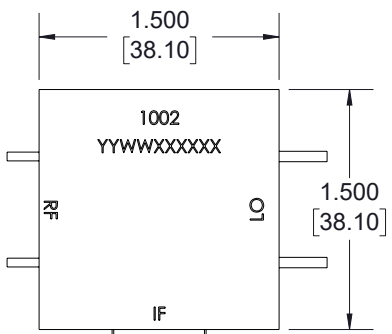
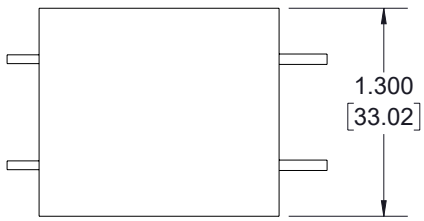
45.000°

45.000°

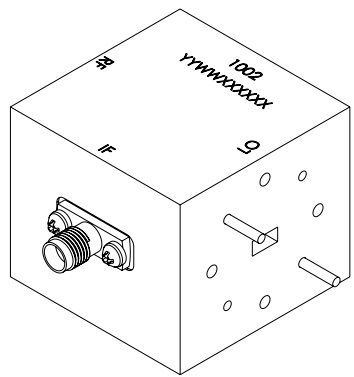
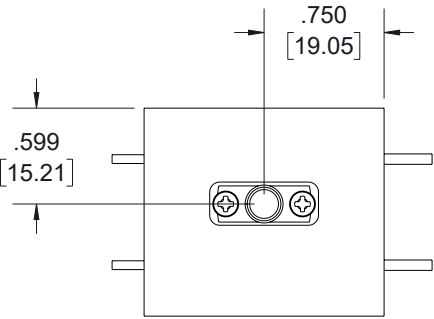
.224 [5.69]

.112 [2.84]

.644 [16.36]  
W/G CENTER  
WR-22 UG-383/U



4X 4-40 MOUNTING HOLES



UNLESS OTHERWISE SPECIFIED LEADING DIMENSIONS ARE INCHES DIMENSIONS IN [ ] ARE MILLIMETERS

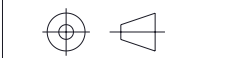
TOLERANCES:  
.X =  $\pm$ .2 [5]      FRACTIONS  
.XX =  $\pm$ .02 [.5]       $\pm$  1/32  
.XXX =  $\pm$ .005 [.13]      ANGLES  $\pm$  1°

CABLE LENGTH TOLERANCES:  
 $\leq$ 12 [305] = +1 [25] / -0  
>12 [305]  $\leq$  60 [1524] = +2 [51] / -0  
>60 [1524]  $\leq$  120 [3048] = +4 [102] / -0  
>120 [3048]  $\leq$  300 [7620] = +6 [152] / -0  
>300 [7620] = +5% / -0

ALL DIMENSIONS ARE FOR REFERENCE ONLY AND SUBJECT TO CHANGE WITHOUT NOTICE.



Website: www.FairviewMicrowave.com  
Phone: 1.800.715.4396 | 1.972.649.6678



INTERPRET ALL DIMENSIONS AND TOLERANCES PER ASME Y14.5

SCALE NONE      SHEET 1 OF 1

DESCRIPTION  
Waveguide Converter Mixer WR-22 From 33 GHz to 50 GHz, IF from DC to 12 GHz And LO Power of +13 dBm, UG-383/U Flange, Q Band

SIZE	CAGE CODE	DRAWN BY	ITEM NO.	REV
A	3FKR5	PSRINIVAS	FMWGMX1002	A

THE INFORMATION CONTAINED IN THIS DRAWING IS THE SOLE PROPERTY OF INFINITE ELECTRONICS, INC. ANY REPRODUCTION IN PART OR WHOLE WITHOUT THE WRITTEN PERMISSION OF INFINITE ELECTRONICS, INC. IS PROHIBITED. THESE COMMODITIES, TECHNOLOGY OR SOFTWARE WERE EXPORTED FROM THE UNITED STATES IN ACCORDANCE WITH THE EXPORT ADMINISTRATION REGULATIONS. DIVERSION CONTRARY TO U.S. LAW PROHIBITED.

6

5

4

3

2

1