

6

5

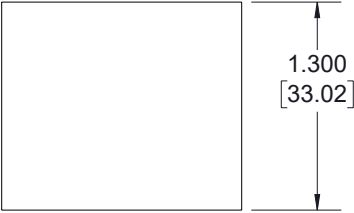
4

3

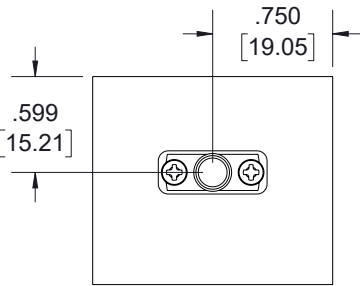
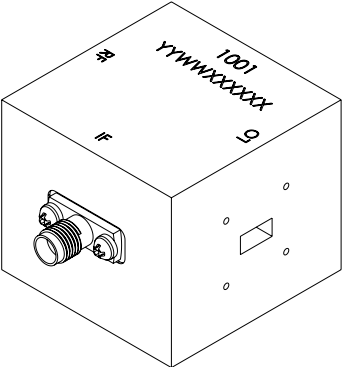
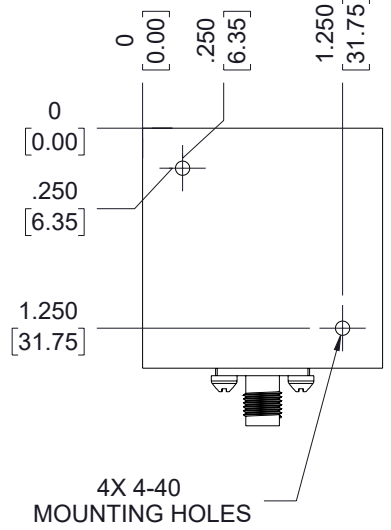
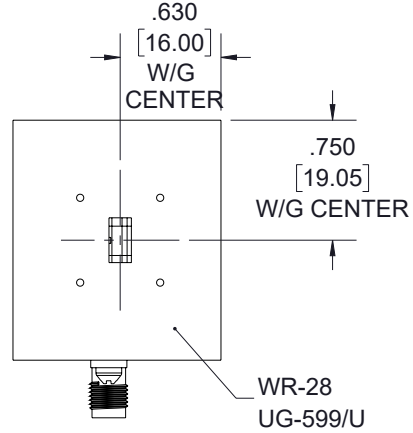
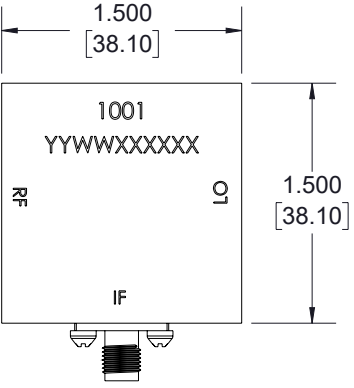
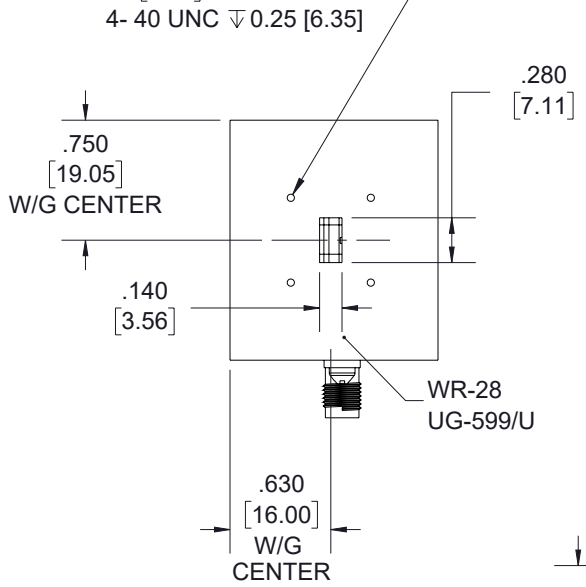
2

1

REVISION					
ZONE	REV.	DESCRIPTION	DATE	CHANGED BY	APPROVED BY
	A	INITIAL RELEASE	02/08/2023	PSRINIVAS	TGALLA



4X ϕ .045 ∇ 0.280 [7.11]
 [1.14]
 4- 40 UNC ∇ 0.25 [6.35]



UNLESS OTHERWISE SPECIFIED
 LEADING DIMENSIONS ARE INCHES
 DIMENSIONS IN [] ARE MILLIMETERS

TOLERANCES:
 .X = \pm .2 [5] FRACTIONS
 .XX = \pm .02 [.5] \pm 1/32
 .XXX = \pm .005 [.13] ANGLES \pm 1°

CABLE LENGTH TOLERANCES:
 \leq 12 [305] = +1 [25] / -0
 >12 [305] \leq 60 [1524] = +2 [51] / -0
 >60 [1524] \leq 120 [3048] = +4 [102] / -0
 >120 [3048] \leq 300 [7620] = +6 [152] / -0
 >300 [7620] = +5% / -0

ALL DIMENSIONS ARE FOR REFERENCE ONLY
 AND SUBJECT TO CHANGE WITHOUT NOTICE.



Website: www.FairviewMicrowave.com
 Phone: 1.800.715.4396 | 1.972.649.6678

SCALE	SHEET
NONE	1 OF 1

DESCRIPTION
 Waveguide Converter Mixer WR-28 From 26.5 GHz to 40 GHz, IF from DC to 8 GHz And LO Power of +13 dBm, UG-599/U Flange, Ka Band

SIZE	CAGE CODE	DRAWN BY	ITEM NO.	REV
A	3FKR5	PSRINIVAS	FMWGMX1001	A

THE INFORMATION CONTAINED IN THIS DRAWING IS THE SOLE PROPERTY OF INFINITE ELECTRONICS, INC. ANY REPRODUCTION IN PART OR WHOLE WITHOUT THE WRITTEN PERMISSION OF INFINITE ELECTRONICS, INC. IS PROHIBITED. THESE COMMODITIES, TECHNOLOGY OR SOFTWARE WERE EXPORTED FROM THE UNITED STATES IN ACCORDANCE WITH THE EXPORT ADMINISTRATION REGULATIONS. DIVERSION CONTRARY TO U.S. LAW PROHIBITED.

6

5

4

3

2

1