

6

5

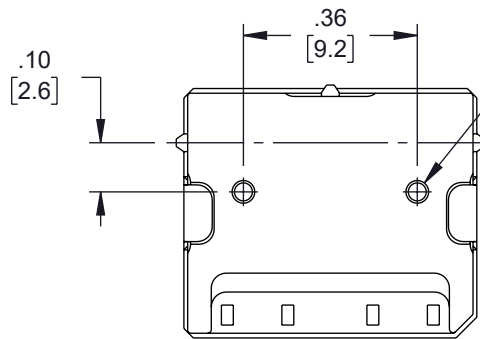
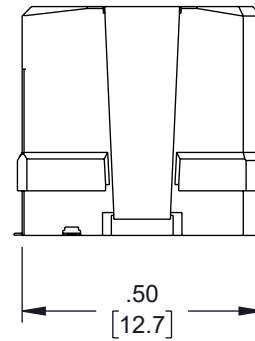
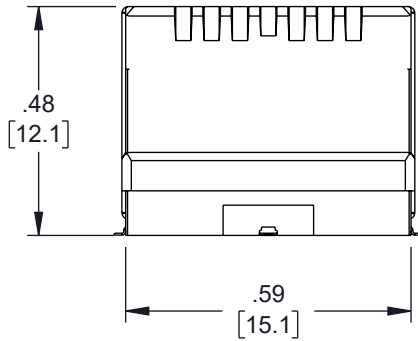

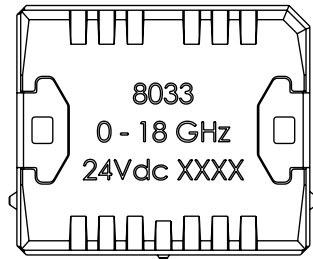
4

3

2

1

REVISION					
ZONE	REV	DESCRIPTION	DATE	CHANGED BY	APPROVED
	A	INITIAL RELEASE	12/26/2023	SREITER	TGALLA



2X M1.2X0.25 - 6H
 ∇ .083 [2.10] MAX DRILLED
 ∇ .055 [1.40] MIN THREADED
 SEE NOTE 1

NOTE:

- OPTIONAL MOUNTING SYSTEM: 2 SCREWS M1.2
- DXF OR GERBER FORMAT FILE AVAILABLE UPON REQUEST.

THE INFORMATION CONTAINED IN THIS DRAWING IS THE SOLE PROPERTY OF INFINITE ELECTRONICS, INC. ANY REPRODUCTION IN PART OR WHOLE WITHOUT THE WRITTEN PERMISSION OF INFINITE ELECTRONICS, INC. IS PROHIBITED. THESE COMMODITIES, TECHNOLOGY OR SOFTWARE WERE EXPORTED FROM THE UNITED STATES IN ACCORDANCE WITH THE EXPORT ADMINISTRATION REGULATIONS. DIVERSION CONTRARY TO U.S. LAW PROHIBITED.

UNLESS OTHERWISE SPECIFIED
 LEADING DIMENSIONS ARE INCHES
 DIMENSIONS IN [] ARE MILLIMETERS

TOLERANCES:

X = ±.2 [5]	FRACTIONS
XX = ±.02 [0.5]	± 1/32
.XXX = ±.005 [0.13]	ANGLES ± 1°

CABLE LENGTH TOLERANCES:

≤12 [305]	= +1 [25] / -0
>12 [305] ≤ 60 [1524]	= +2 [51] / -0
>60 [1524] ≤ 120 [3048]	= +4 [102] / -0
>120 [3048] ≤ 300 [7620]	= +6 [152] / -0
>300 [7620]	= +5% / -0

ALL DIMENSIONS ARE FOR REFERENCE ONLY
 AND SUBJECT TO CHANGE WITHOUT NOTICE
 UN-DIMENSIONED/NON-CRITICAL FEATURES
 MAY VARY IN SIZE AND LOCATION
 COLORS MAY VARY



Website: www.FairviewMicrowave.com
 Phone: 1.800.715.4396 | 1.972.649.6678

INTERPRET ALL DIMENSIONS AND TOLERANCES PER ASME Y14.5	
SCALE	SHEET
NONE	1 OF 2

DESCRIPTION
 SPDT ELECTROMECHANICAL RELAY FAILSAFE SWITCH, DC TO 18 GHZ,
 UP TO 20W, 24V, HOT SWITCHING, SMT, 2M LIFECYCLES

SIZE	CAGE CODE	DRAWN BY	ITEM NO.	REV
A	3FKR5	SREITER	FMSW8033	A

6

5

4

3

2

1

F

E

D

C

B

A

F

E

D

C

B

A