

6

5

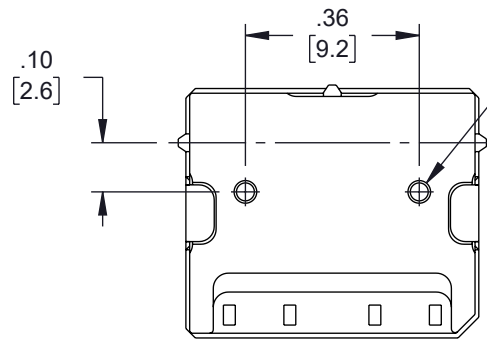
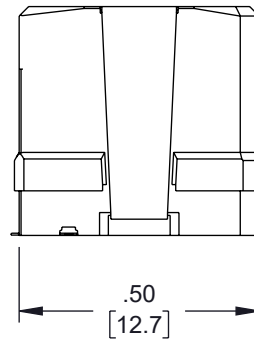
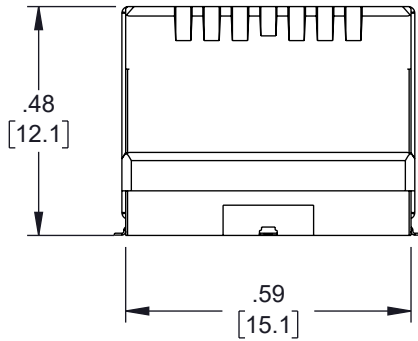

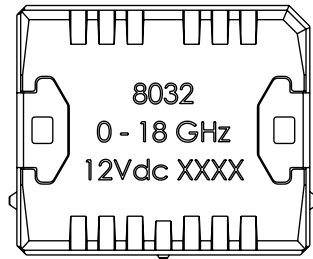
4

3

2

1

REVISION					
ZONE	REV	DESCRIPTION	DATE	CHANGED BY	APPROVED
	A	INITIAL RELEASE	12/26/2023	SREITER	TGALLA



2X M1.2X0.25 - 6H  
 ∇ .083 [2.10] MAX DRILLED  
 ∇ .055 [1.40] MIN THREADED  
 SEE NOTE 1

**NOTE:**

- OPTIONAL MOUNTING SYSTEM: 2 SCREWS M1.2
- DXF OR GERBER FORMAT FILE AVAILABLE UPON REQUEST.

THE INFORMATION CONTAINED IN THIS DRAWING IS THE SOLE PROPERTY OF INFINITE ELECTRONICS, INC. ANY REPRODUCTION IN PART OR WHOLE WITHOUT THE WRITTEN PERMISSION OF INFINITE ELECTRONICS, INC. IS PROHIBITED. THESE COMMODITIES, TECHNOLOGY OR SOFTWARE WERE EXPORTED FROM THE UNITED STATES IN ACCORDANCE WITH THE EXPORT ADMINISTRATION REGULATIONS. DIVERSION CONTRARY TO U.S. LAW PROHIBITED.

UNLESS OTHERWISE SPECIFIED LEADING DIMENSIONS ARE INCHES DIMENSIONS IN [ ] ARE MILLIMETERS	
TOLERANCES:	
X = ±.2 [5]	FRACTIONS ± 1/32
XX = ±.02 [0.5]	± 1/64
.XXX = ±.005 [0.13]	ANGLES ± 1°
CABLE LENGTH TOLERANCES:	
≤12 [305]	= +1 [25] / -0
>12 [305] ≤ 60 [1524]	= +2 [51] / -0
>60 [1524] ≤ 120 [3048]	= +4 [102] / -0
>120 [3048] ≤ 300 [7620]	= +6 [152] / -0
>300 [7620]	= +5% / -0
ALL DIMENSIONS ARE FOR REFERENCE ONLY AND SUBJECT TO CHANGE WITHOUT NOTICE UN-DIMENSIONED/NON-CRITICAL FEATURES MAY VARY IN SIZE AND LOCATION COLORS MAY VARY	



Website: [www.FairviewMicrowave.com](http://www.FairviewMicrowave.com)  
 Phone: 1.800.715.4396 | 1.972.649.6678

INTERPRET ALL DIMENSIONS AND TOLERANCES PER ASME Y14.5

SCALE NONE SHEET 1 OF 2

DESCRIPTION  
 SPDT ELECTROMECHANICAL RELAY FAILSAFE SWITCH, DC TO 18 GHZ, UP TO 20W, 12V, HOT SWITCHING, SMT, 2M LIFECYCLES

SIZE	CAGE CODE	DRAWN BY	ITEM NO.	REV
A	3FKR5	SREITER	FMSW8032	A

6

5

4

3

2

1