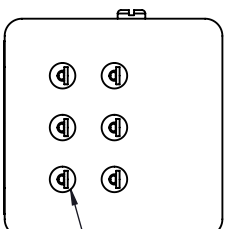
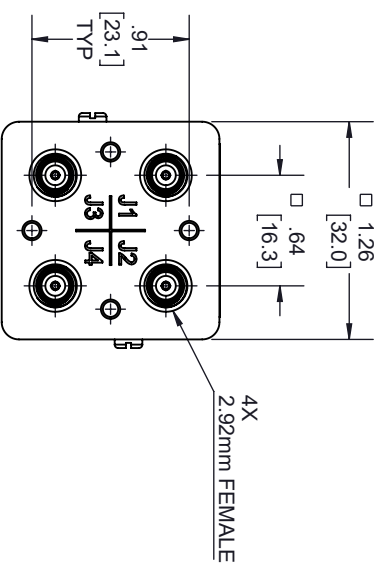
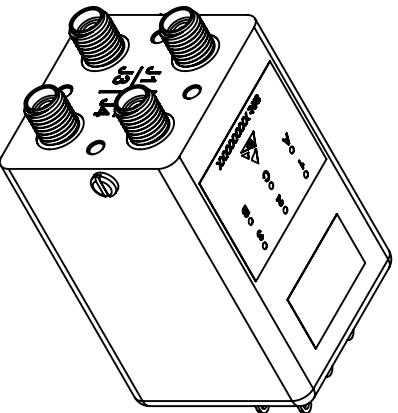
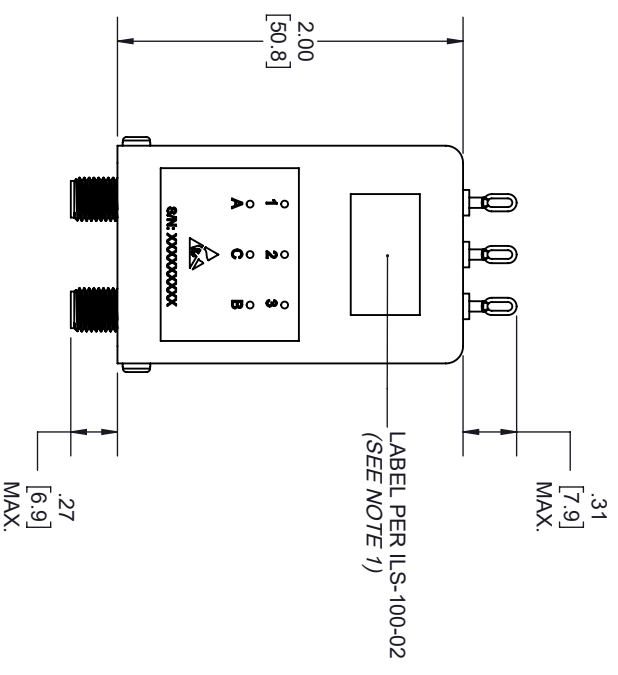
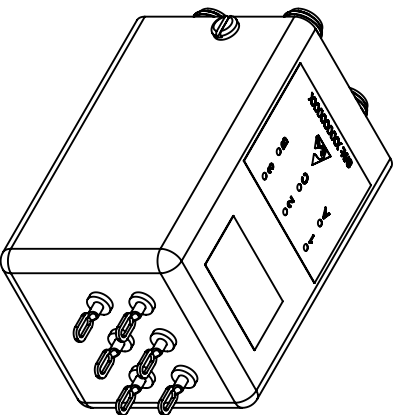


REVISIONS			
REV.	DESCRIPTION	DATE	APPROVED
A	INITIAL RELEASE	1/26/2021	T. GALLA



6X SOLDER TERMINALS,  
SOLDER WIRE USING SN96,  
MAXIMUM TEMP 250 °C FOR  
NO MORE THAN 5 SEC.



**NOTES:**

- LABEL PER ILS-100-02, FOR INTERNAL REFERENCE ONLY.  
LABEL LOCATION FOR REFERENCE ONLY.

THESE COMMODITIES, TECHNOLOGY OR SOFTWARE WERE EXPORTED FROM THE UNITED STATES IN ACCORDANCE WITH THE EXPORT ADMINISTRATION REGULATIONS, DIVERSION CONTRARY TO U.S. LAW PROHIBITED.



TITLE

UNLESS OTHERWISE SPECIFIED LEADING DIMENSIONS ARE INCHES DIMENSIONS IN [ ] ARE MILLIMETERS				THIRD-ANGLE PROJECTION	
TOLERANCES:				THE INFORMATION AND DESIGN IN THIS DOCUMENT IS THE PROPERTY OF FAIRVIEW MICROWAVE CORPORATION. ALL RIGHTS RESERVED.	
CABLE LENGTH (L) TOLERANCES:		L ≤ 12 [305] = +1 [25] / -0		SHEET 1 OF 2	
DIMENSIONS IN [ ] ARE MILLIMETERS		L 12 [305] < L ≤ 60 [1524] = +2 [51] / -0		SCALE N/A	
FRACTIONS		60 [1524] < L ≤ 120 [3048] = +4 [102] / -0		REV A	
X = ±.2 [5.08]		120 [3048] < L ≤ 300 [7620] = +6 [152] / -0		REV	
XX = ±.02 [.51]		300 [7620] < L = +5% / -0		REV	
XXX = ±.005 [.13]				REV	
ANGLES ± 1°				REV	
ALL DIMENSIONS SHOWN ARE FOR REFERENCE ONLY.					
SIZE	GAGE CODE	DRAWN BY	ITEM NO.	REV	
A	3FKRS	K.DANG	FMSW6451	A	