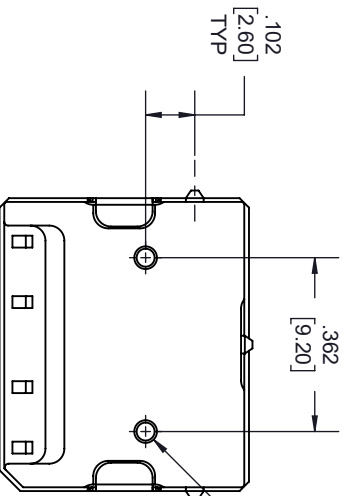
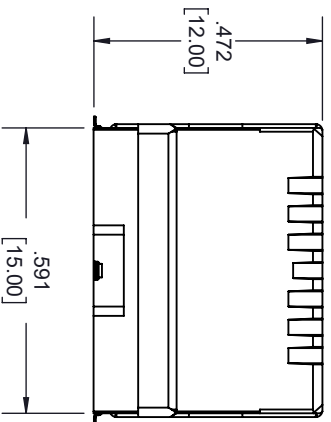
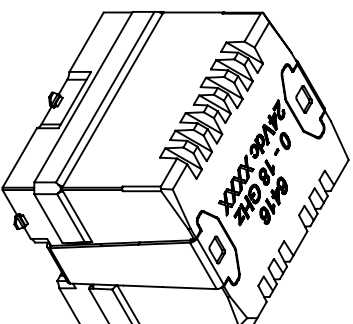
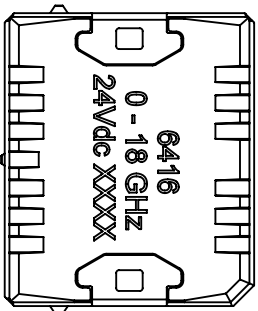


REVISIONS			
REV.	DESCRIPTION	DATE	APPROVED
A	INITIAL RELEASE	9/22/2020	T.GALLA



2X M1.2X0.25 - 6H
 ▽ .083 [2.10] Max. Drilled
 ▽ .055 [1.40] Min. Threaded
 (SEE NOTE 1)

NOTES:

- OPTIONAL FIXING SYSTEM: 2 SCREWS M1.2
- DXF OR GERBER FORMAT FILE AVAILABLE UPON REQUEST.

THESE COMMODITIES, TECHNOLOGY OR SOFTWARE WERE EXPORTED FROM THE UNITED STATES IN ACCORDANCE WITH THE EXPORT ADMINISTRATION REGULATIONS, DIVERSION CONTRARY TO U.S. LAW PROHIBITED.



TITLE

UNLESS OTHERWISE SPECIFIED LEADING DIMENSIONS ARE INCHES				THIRD-ANGLE PROJECTION	
DIMENSIONS IN [] ARE MILLIMETERS					
TOLERANCES:				THE INFORMATION AND DESIGN IN THIS DOCUMENT IS THE PROPERTY OF FAIRVIEW MICROWAVE CORPORATION. ALL RIGHTS RESERVED.	
FRACTIONS		CABLE LENGTH (L) TOLERANCES:		SHEET 1 OF 2	
X = ±.2	[.08]	L ± 1/2 [805] = +1 [25] / -0			
XX = ±.02	[.51]	12 [305] < L ≤ 60 [1524] = +2 [51] / -0			
XXX = ±.005	[.13]	60 [1524] < L ≤ 120 [3048] = +4 [102] / -0			
ANGLES ± 1°		120 [3048] < L ≤ 300 [7620] = +6 [152] / -0			
		300 [7620] < L = +5% / -0			
SIZE	GAGE CODE	DRAWN BY	ITEM NO.	SCALE	REV
A	3FKRS	K.DANG	FMSW6416	N/A	A