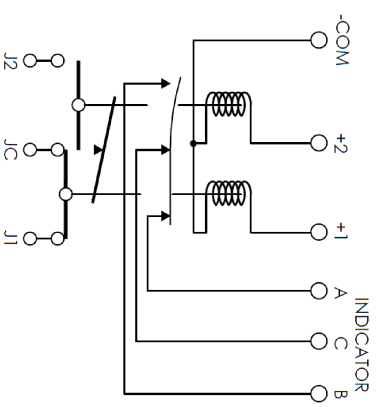
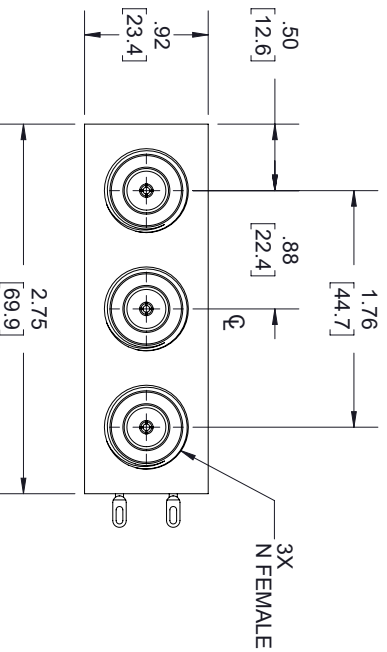
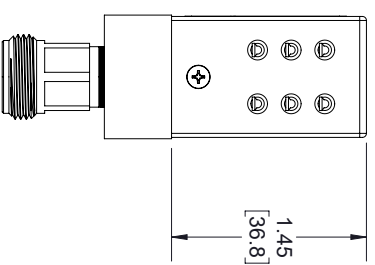
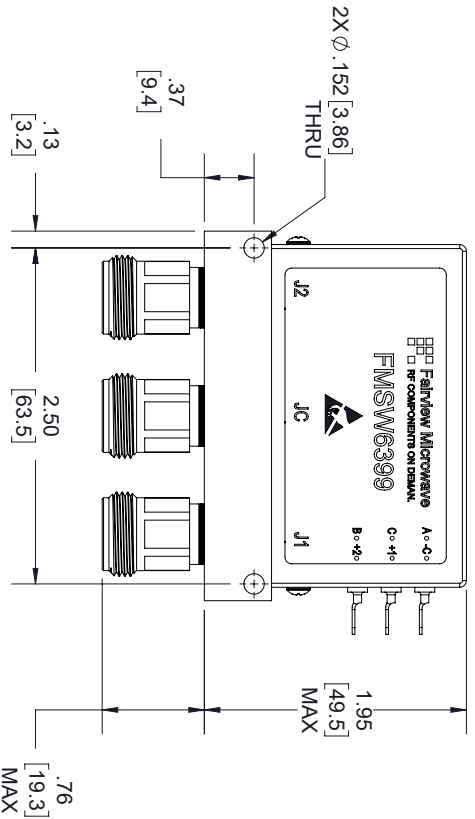
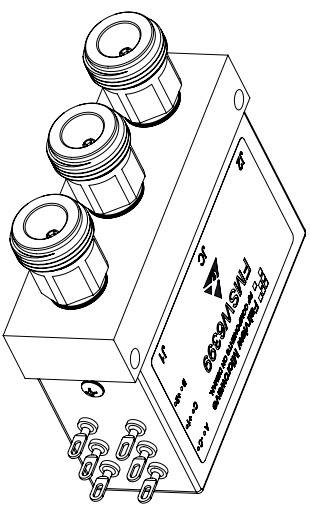



| REVISIONS |              |          |          |
|-----------|--------------|----------|----------|
| REV.      | DESCRIPTION  | DATE     | APPROVED |
| A         | PCR FMSW6397 | 1/6/2020 | T.GALLA  |

6X SOLDER TERMINALS  
 SOLDER WIRE USING SN96,  
 MAXIMUM TEMP 210°C FOR  
 NO MORE THAN 5 SEC.



**SCHEMATIC**

THESE COMMODITIES, TECHNOLOGY OR SOFTWARE WERE EXPORTED FROM THE UNITED STATES IN ACCORDANCE WITH THE EXPORT ADMINISTRATION REGULATIONS, DIVERSION CONTRARY TO U.S. LAW PROHIBITED.



TITLE

|  |        |             |   |   |  |
|--|--------|-------------|---|---|--|
| UNLESS OTHERWISE SPECIFIED LEADING DIMENSIONS ARE INCHES |        |             |   | THIRD-ANGLE PROJECTION  |  |
| DIMENSIONS IN [ ] ARE MILLIMETERS                        |        |             |   |   |  |
| TOLERANCES:  |        |             |   |   |  |
| CABLE LENGTH (L) TOLERANCES:                             |        |             |   | THE INFORMATION AND DESIGN IN THIS DOCUMENT IS THE PROPERTY OF FAIRVIEW MICROWAVE CORPORATION. ALL RIGHTS RESERVED. |  |
| X = ±.2  | [5.08] | FRACTIONS   | L ± 12 [305] = +1 [25] / -0                 | SHEET 1 OF 1  |  |
| XX = ±.02  | [.51]  | ± 1/32      | 12 [305] < L ≤ 60 [1524] = +2 [51] / -0     | SCALE N/A   |  |
| XXX = ±.005  | [.13]  | ANGLES ± 1° | 60 [1524] < L ≤ 120 [3048] = +4 [102] / -0  | REV A   |  |
|  |        |             | 120 [3048] < L ≤ 300 [7620] = +6 [152] / -0 | ITEM NO. FMSW6399   |  |
|  |        |             | 300 [7620] < L = +5%L / -0                  | DRAWN BY K.DANG   |  |
| ALL DIMENSIONS SHOWN ARE FOR REFERENCE ONLY.             |        |             |   | GAGE CODE 3FKRS   |  |
| SIZE A   |        |             |   | REV A   |  |