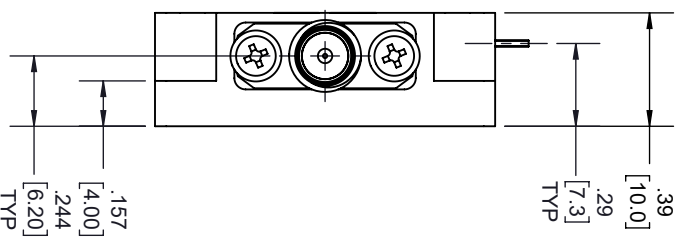
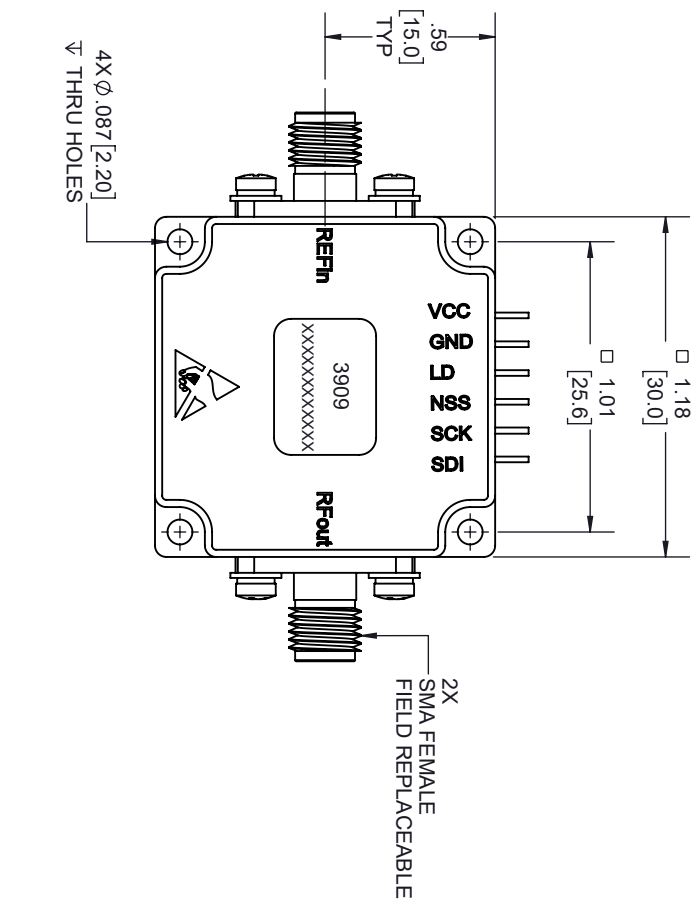
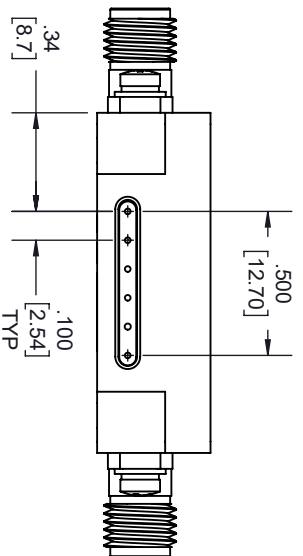


REVISIONS		
REV.	DESCRIPTION	DATE
A	INITIAL RELEASE	5/3/2022
		T. GALLA



PIN CONFIGURATION	
1	VCC +5V IN
2	GND
3	LD Lock Directive: High level: Locked Low level: Unlocked
4	NSS SPI Enable Signal
5	SCK SPI Clock Signal
6	SDI SPI Data

THESE COMMODITIES, TECHNOLOGY OR SOFTWARE WERE EXPORTED FROM THE UNITED STATES IN ACCORDANCE WITH THE EXPORT ADMINISTRATION REGULATIONS, DIVERSION CONTRARY TO U.S. LAW PROHIBITED.



TITLE

UNLESS OTHERWISE SPECIFIED LEADING DIMENSIONS ARE INCHES		THIRD-ANGLE PROJECTION	
DIMENSIONS IN [ ] ARE MILLIMETERS			
TOLERANCES:		THE INFORMATION AND DESIGN IN THIS DOCUMENT IS THE PROPERTY OF FAIRVIEW MICROWAVE CORPORATION. ALL RIGHTS RESERVED.	
CABLE LENGTH (L) TOLERANCES:		SHEET 1 OF 1	
X = ±.2 [5.08] FRACTIONS XX = ±.02 [ .51] ±.1/32 XXX = ±.005 [ .13] ANGLES ± 1°		SCALE N/A	
ALL DIMENSIONS SHOWN ARE FOR REFERENCE ONLY.		REV A	
SIZE	DRAWN BY	ITEM NO.	REV
A	K.DANG	FMSN3909	A