

6

5

4

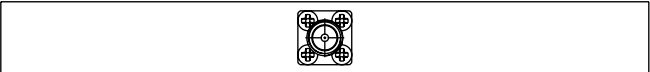
3

2

1

REVISION


ZONE	REV	DESCRIPTION	DATE	CHANGED BY	APPROVED
	A	INITIAL RELEASE	02/22/2023	AKRESOWSKI	JNAJERA



9X SMA FEMALE CONNECTOR



Input



Output1 Output2 Output3 Output4 Output5 Output6 Output7 Output8

7X .50 [12.7]

4.25 [108]

4.50 [114.3]

3.00 [76.2]

2X Ø.106 [2.7] THRU

.50 [12.7]

9X .25 [6.4]

UNLESS OTHERWISE SPECIFIED LEADING DIMENSIONS ARE INCHES DIMENSIONS IN [ ] ARE MILLIMETERS

TOLERANCES:

.X = ±.2 [5]	FRACTIONS ± 1/32
.XX = ±.02 [.5]	ANGLES ± 1°
.XXX = ±.005 [.13]	

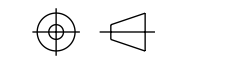
CABLE LENGTH TOLERANCES:

≤12 [305]	= +1 [25] / -0
>12 [305]	≤ 60 [1524] = +2 [51] / -0
>60 [1524]	≤ 120 [3048] = +4 [102] / -0
>120 [3048]	≤ 300 [7620] = +6 [152] / -0
>300 [7620]	= +5% / -0

ALL DIMENSIONS ARE FOR REFERENCE ONLY AND SUBJECT TO CHANGE WITHOUT NOTICE.



Website: www.FairviewMicrowave.com  
Phone: 1.800.715.4396 | 1.972.649.6678



INTERPRET ALL DIMENSIONS AND TOLERANCES PER ASME Y14.5

SCALE	SHEET
NONE	1 OF 1

DESCRIPTION  
8 WAY SMA POWER DIVIDER FROM 500 MHz TO 1000 MHz RATED TO 30 WATTS

SIZE	CAGE CODE	DRAWN BY	ITEM NO.	REV
A	3FKR5	AKRESOWSKI	FMDV1212	A

THE INFORMATION CONTAINED IN THIS DRAWING IS THE SOLE PROPERTY OF INFINITE ELECTRONICS, INC. ANY REPRODUCTION IN PART OR WHOLE WITHOUT THE WRITTEN PERMISSION OF INFINITE ELECTRONICS, INC. IS PROHIBITED. THESE COMMODITIES, TECHNOLOGY OR SOFTWARE WERE EXPORTED FROM THE UNITED STATES IN ACCORDANCE WITH THE EXPORT ADMINISTRATION REGULATIONS. DIVERSION CONTRARY TO U.S. LAW PROHIBITED.

6

5

4

3

2

1