

6

5

4

3

2

1

REVISION

ZONE	REV	DESCRIPTION	DATE	CHANGED BY	APPROVED
	A	INITIAL RELEASE	3/3/2023	KDANG	SPONG

F

E

D

C

B

A

F

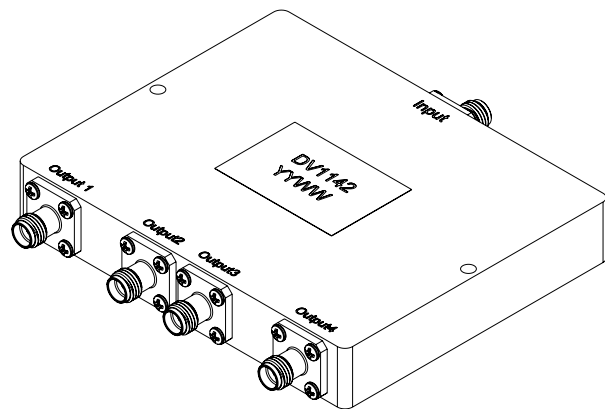
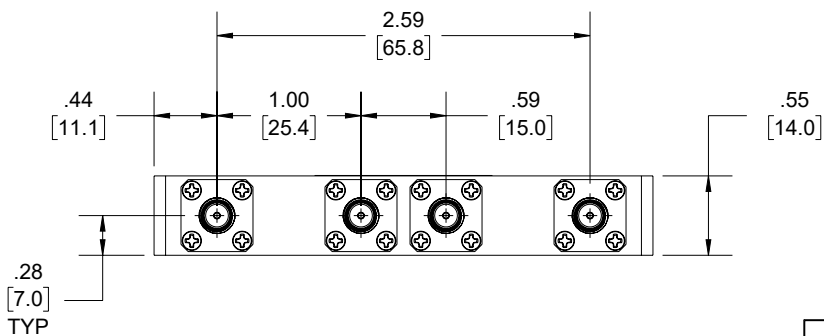
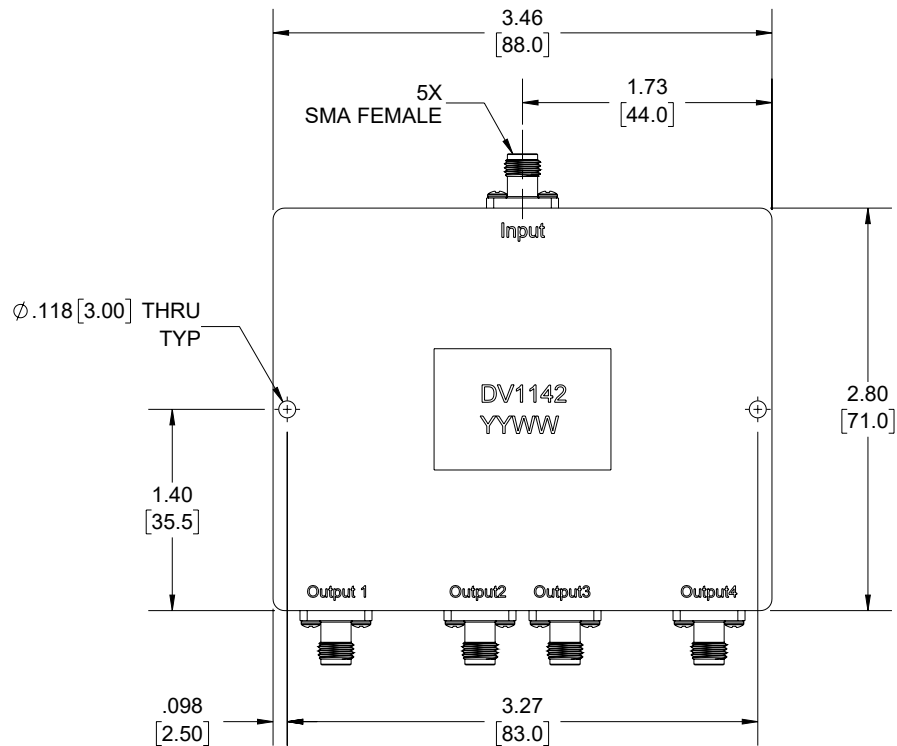
E

D

C

B

A



THE INFORMATION CONTAINED IN THIS DRAWING IS THE SOLE PROPERTY OF INFINITE ELECTRONICS, INC. ANY REPRODUCTION IN PART OR WHOLE WITHOUT THE WRITTEN PERMISSION OF INFINITE ELECTRONICS, INC. IS PROHIBITED. THESE COMMODITIES, TECHNOLOGY OR SOFTWARE WERE EXPORTED FROM THE UNITED STATES IN ACCORDANCE WITH THE EXPORT ADMINISTRATION REGULATIONS. DIVERSION CONTRARY TO U.S. LAW PROHIBITED.

UNLESS OTHERWISE SPECIFIED
LEADING DIMENSIONS ARE INCHES
DIMENSIONS IN [] ARE MILLIMETERS

TOLERANCES:

.X = $\pm .2$ [5] FRACTIONS
.XX = $\pm .02$ [.5] $\pm 1/32$
.XXX = $\pm .005$ [.13] ANGLES $\pm 1^\circ$

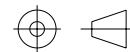
CABLE LENGTH TOLERANCES:

≤ 12 [305] = ± 1 [25] / -0
>12 [305] ≤ 60 [1524] = ± 2 [51] / -0
>60 [1524] ≤ 120 [3048] = ± 4 [102] / -0
>120 [3048] ≤ 300 [7620] = ± 6 [152] / -0
>300 [7620] = $\pm 5\%$ / -0

ALL DIMENSIONS ARE FOR REFERENCE ONLY
AND SUBJECT TO CHANGE WITHOUT NOTICE.



Website: www.FairviewMicrowave.com
Phone: 1.800.715.4396 | 1.972.649.6678



INTERPRET ALL DIMENSIONS AND
TOLERANCES PER ASME Y14.5

SCALE

NONE

SHEET

1 OF 1

DESCRIPTION

50 Ohm 4 Way SMA Power Divider From 0.7 GHz to 2.7 GHz Rated at 30 Watts

SIZE

A

CAGE CODE

3FKR5

DRAWN BY

KDANG

ITEM NO.

FMDV1142

REV

A

6

5

4

3

2

1