

6

5

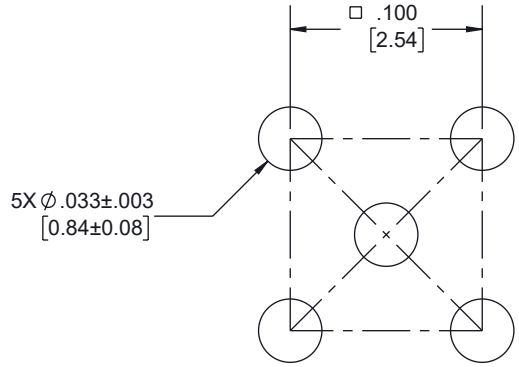
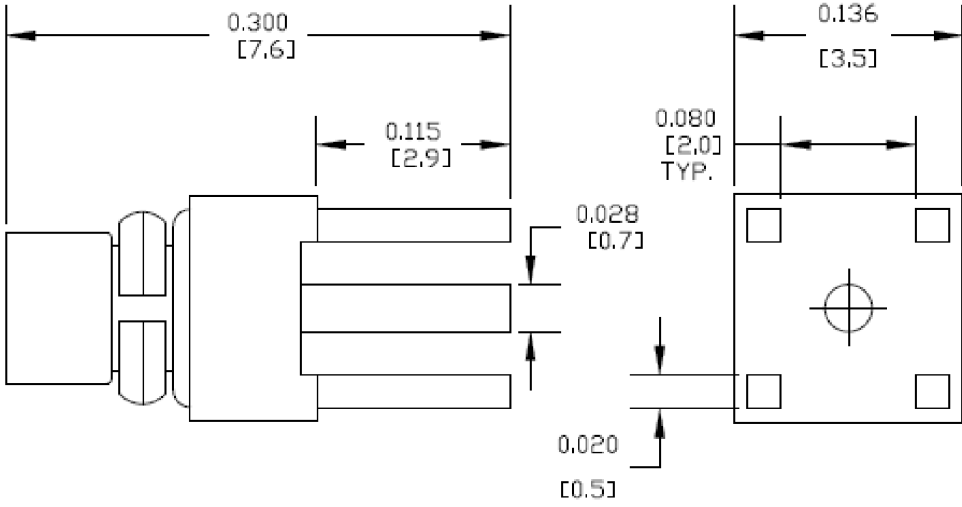
4

3

2

1

REVISION					
ZONE	REV.	DESCRIPTION	DATE	CHANGED BY	APPROVED
	A	INITIAL RELEASE	12/28/22	KDANG	AGANWANI



RECOMMENDED MOUNTING HOLE

THE INFORMATION CONTAINED IN THIS DRAWING IS THE SOLE PROPERTY OF INFINITE ELECTRONICS, INC. ANY REPRODUCTION IN PART OR WHOLE WITHOUT THE WRITTEN PERMISSION OF INFINITE ELECTRONICS, INC. IS PROHIBITED. THESE COMMODITIES, TECHNOLOGY OR SOFTWARE WERE EXPORTED FROM THE UNITED STATES IN ACCORDANCE WITH THE EXPORT ADMINISTRATION REGULATIONS. DIVERSION CONTRARY TO U.S. LAW PROHIBITED.

UNLESS OTHERWISE SPECIFIED LEADING DIMENSIONS ARE INCHES DIMENSIONS IN [] ARE MILLIMETERS

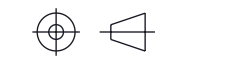
TOLERANCES:
.X = ±.2 [5] FRACTIONS ± 1/32
.XX = ±.02 [.5] ANGLE ± 1°
.XXX = ±.005 [.13]

CABLE LENGTH TOLERANCES:
>12 [305] = +1 [25] / -0
>12 [305] ≤ 60 [1524] = +2 [51] / -0
>60 [1524] ≤ 120 [3048] = +4 [102] / -0
>120 [3048] ≤ 300 [7620] = +6 [152] / -0
>300 [7620] = +5% / -0

ALL DIMENSIONS ARE FOR REFERENCE ONLY AND SUBJECT TO CHANGE WITHOUT NOTICE.



Website: www.FairviewMicrowave.com
Phone: 1.800.715.4396 | 1.972.649.6678



SCALE: NONE SHEET: 1 OF 1

DESCRIPTION: RF PCB Connector, MMCX Plug Connector Solder Attachment Thru Hole PCB, .100 inch x .031 inch Hole Spacing

SIZE: A	CAGE CODE: 3FKR5	DRAWN BY: KDANG	ITEM NO.: FMCN44281	REV: A
---------	------------------	-----------------	---------------------	--------

6

5

4

3

2

1

T-Rev.D1