

6

5

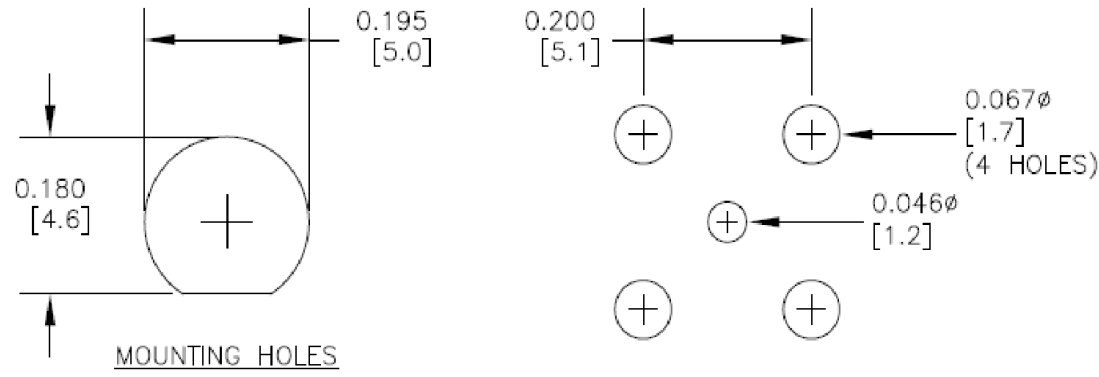
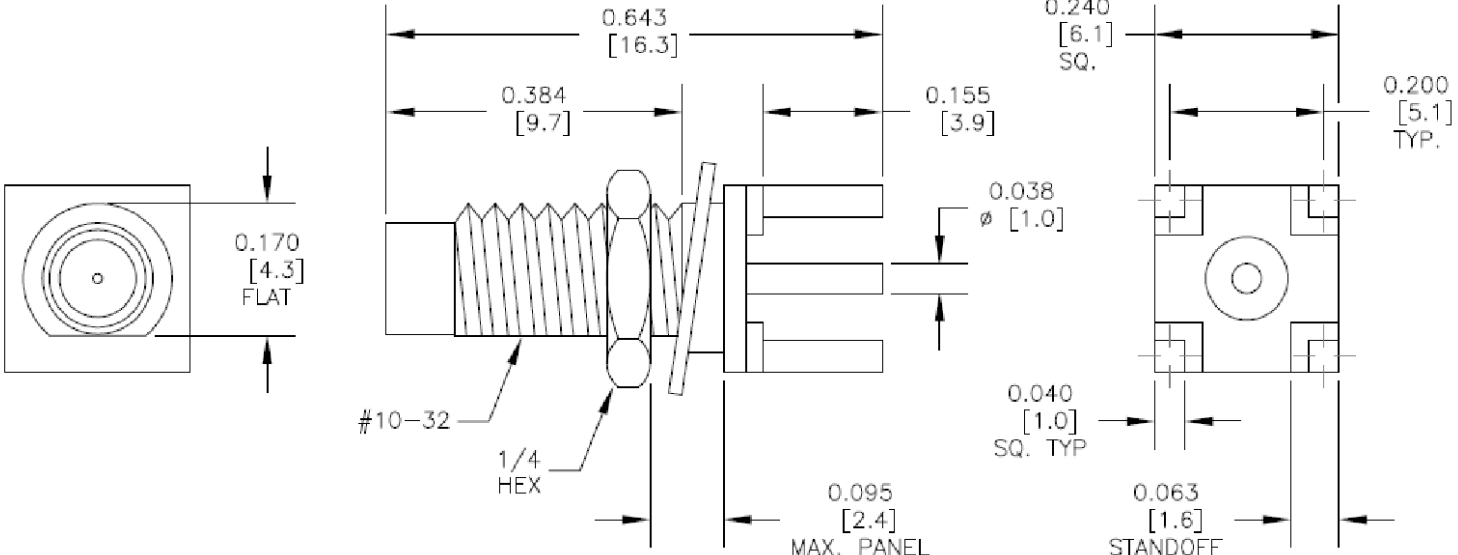
4

3

2

1

| REVISION | | | | | |
|----------|------|-----------------|------------|------------|----------|
| ZONE | REV. | DESCRIPTION | DATE | CHANGED BY | APPROVED |
| | A | INITIAL RELEASE | 12/22/2022 | KDANG | AGANWANI |



UNLESS OTHERWISE SPECIFIED LEADING DIMENSIONS ARE INCHES DIMENSIONS IN [] ARE MILLIMETERS

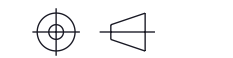
TOLERANCES:
 .X = ± 0.2 [5] FRACTIONS
 .XX = ± 0.02 [.5] $\pm 1/32$
 .XXX = ± 0.005 [.13] ANGLES $\pm 1^\circ$

CABLE LENGTH TOLERANCES:
 >12 [305] = +1 [25] / -0
 >12 [305] \leq 60 [1524] = +2 [51] / -0
 >60 [1524] \leq 120 [3048] = +4 [102] / -0
 >120 [3048] \leq 300 [7620] = +6 [152] / -0
 >300 [7620] = +5% / -0

ALL DIMENSIONS ARE FOR REFERENCE ONLY AND SUBJECT TO CHANGE WITHOUT NOTICE.



Website: www.FairviewMicrowave.com
 Phone: 1.800.715.4396 | 1.972.649.6678



INTERPRET ALL DIMENSIONS AND TOLERANCES PER ASME Y14.5

| | |
|-------|--------|
| SCALE | SHEET |
| NONE | 1 OF 1 |

DESCRIPTION
RF PCB Connector, SMC Jack Bulkhead Mount Connector Solder Attachment Thru Hole PCB, .177 inch D Hole

| | | | | |
|------|-----------|----------|-----------|-----|
| SIZE | CAGE CODE | DRAWN BY | ITEM NO. | REV |
| A | 3FKR5 | KDANG | FMCN44124 | A |

THE INFORMATION CONTAINED IN THIS DRAWING IS THE SOLE PROPERTY OF INFINITE ELECTRONICS, INC. ANY REPRODUCTION IN PART OR WHOLE WITHOUT THE WRITTEN PERMISSION OF INFINITE ELECTRONICS, INC. IS PROHIBITED. THESE COMMODITIES, TECHNOLOGY OR SOFTWARE WERE EXPORTED FROM THE UNITED STATES IN ACCORDANCE WITH THE EXPORT ADMINISTRATION REGULATIONS. DIVERSION CONTRARY TO U.S. LAW PROHIBITED.

6

5

4

3

2

1