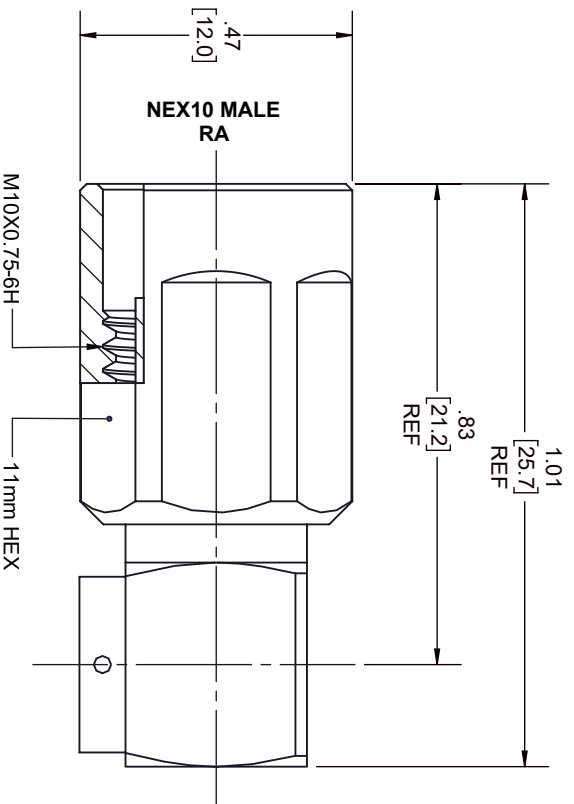


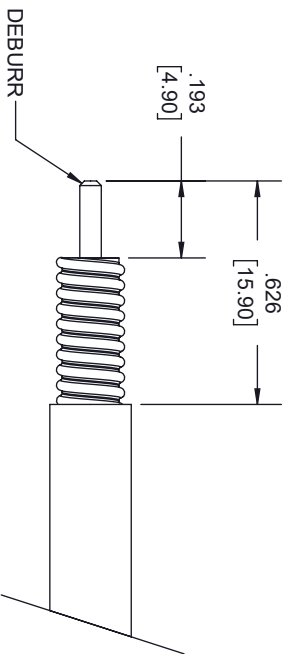
REVISIONS			
REV.	DESCRIPTION	DATE	APPROVED
A	INITIAL RELEASE	1/11/2021	S. ELLIS



NUT

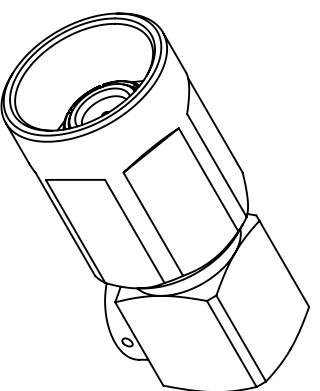


PTFE
INSULATOR



STRIPPING DIMENSIONS

- NOTES:
- CABLE ATTACHMENT:
 - OUTER: SOLDER.
 - INNER: SOLDER.



THESE COMMODITIES, TECHNOLOGY OR SOFTWARE WERE EXPORTED FROM THE UNITED STATES IN ACCORDANCE WITH THE EXPORT ADMINISTRATION REGULATIONS, DIVERSION CONTRARY TO U.S. LAW PROHIBITED.



TITLE

UNLESS OTHERWISE SPECIFIED LEADING DIMENSIONS ARE INCHES DIMENSIONS IN [] ARE MILLIMETERS				THIRD-ANGLE PROJECTION	
TOLERANCES:				CABLE LENGTH (L) TOLERANCES:	
X = ±.2	[5.08]	FRACTIONS	12 [305]	< L ≤ 60	[1524] = +.2 [51] / -0
XX = ±.02	[.51]	± 1/32	60 [1524]	< L ≤ 120	[3048] = +.4 [102] / -0
XXX = ±.005	[.13]	ANGLES ± 1°	120 [3048]	< L ≤ 300	[7620] = +.6 [192] / -0
			300 [7620]	< L = +5%L / -0	
ALL DIMENSIONS SHOWN ARE FOR REFERENCE ONLY.				SCALE	
SIZE	GAGE CODE	DRAWN BY	ITEM NO.	REV	
A	3FKRS	K.DANG	FMCN1709	N/A	
THE INFORMATION AND DESIGN IN THIS DOCUMENT IS THE PROPERTY OF FAIRVIEW MICROWAVE CORPORATION. ALL RIGHTS RESERVED.				SHEET 1 OF 1	