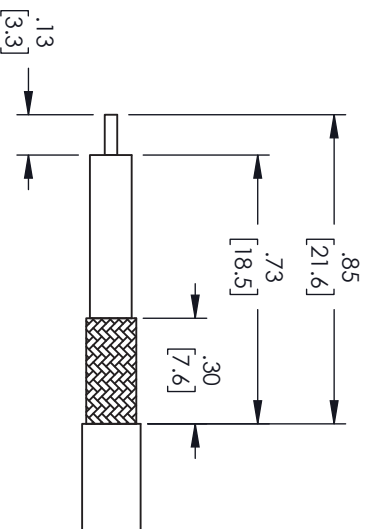
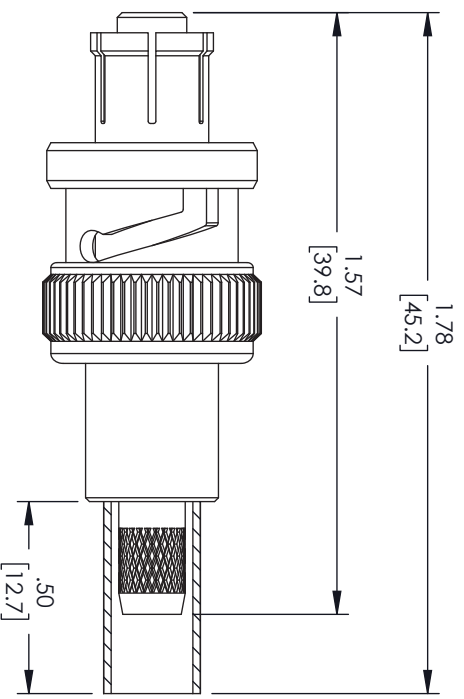
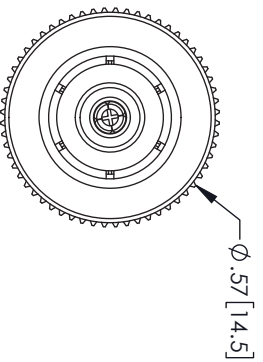
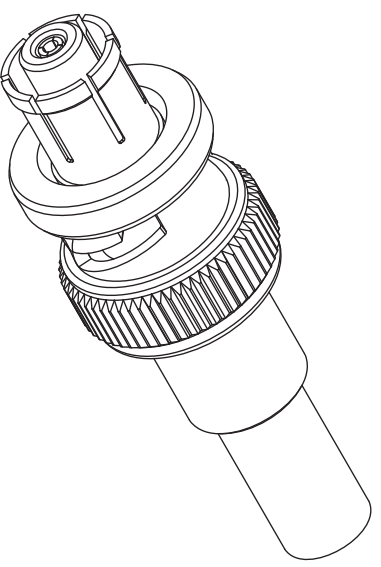


REVISIONS			
REV.	DESCRIPTION	DATE	APPROVED
A	INITIAL RELEASE	9/24/2021	SRAUTUS



**STRIPPING DIMENSIONS**

**CRIMP SIZE REQUIRED**  
**CONTACT: SOLDER**  
**FERRULE: .213" HEX CRIMP TOOL**



THESE COMMODITIES, TECHNOLOGY OR SOFTWARE WERE EXPORTED FROM THE UNITED STATES IN ACCORDANCE WITH THE EXPORT ADMINISTRATION REGULATIONS, DIVERSION CONTRARY TO U.S. LAW PROHIBITED.



TITLE

UNLESS OTHERWISE SPECIFIED LEADING DIMENSIONS ARE INCHES		THIRD-ANGLE PROJECTION	
DIMENSIONS IN [ ] ARE MILLIMETERS			
TOLERANCES:		THE INFORMATION AND DESIGN IN THIS DOCUMENT IS THE PROPERTY OF FAIRVIEW MICROWAVE CORPORATION. ALL RIGHTS RESERVED.	
CABLE LENGTH (L) TOLERANCES:		SHEET 1 OF 1	
X = ±.2 [5.08]	FRACTIONS ± 1/32	L ± 1/2 (305) = +1 [25] / -0	SCALE
XX = ±.02 [51]	ANGLES ± 1°	12 (305) < L ≤ 60 [1524] = +2 [51] / -0	N/A
XXX = ±.005 [13]		60 [1524] < L ≤ 120 [3048] = +4 [102] / -0	
		120 [3048] < L ≤ 300 [7620] = +6 [152] / -0	
		300 [7620] < L = +5%L / -0	

ALL DIMENSIONS SHOWN ARE FOR REFERENCE ONLY.

SIZE	GAGE CODE	DRAWN BY	ITEM NO.	REV
A	3FKR5	DMAY	FMCN1362	A