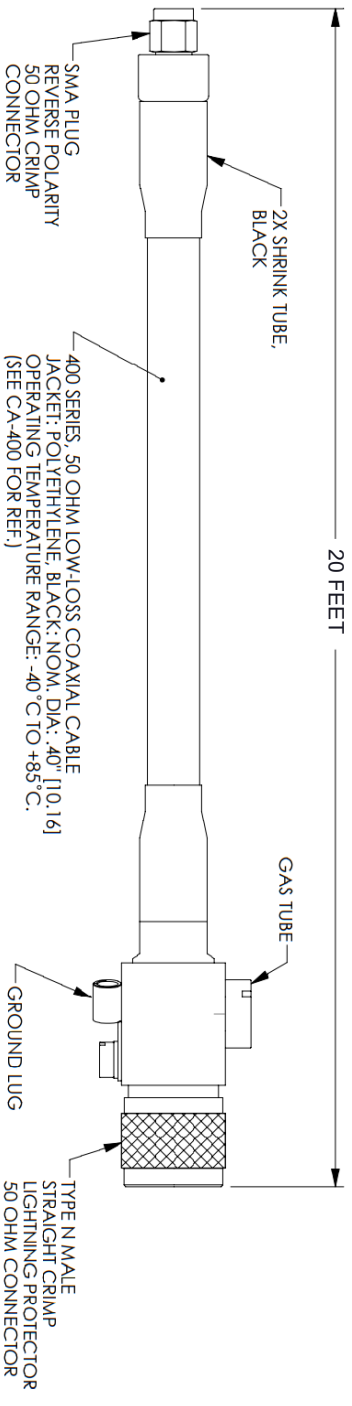
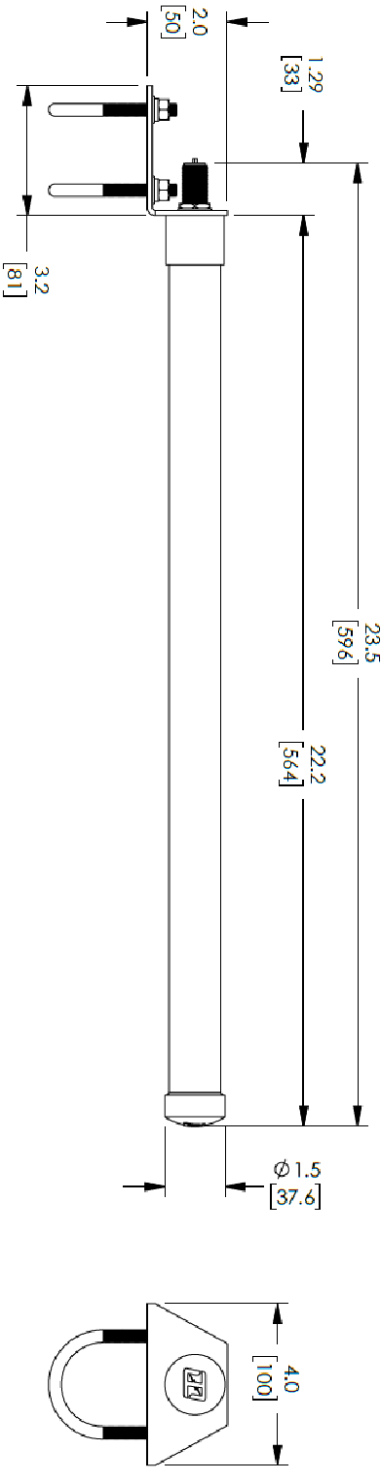
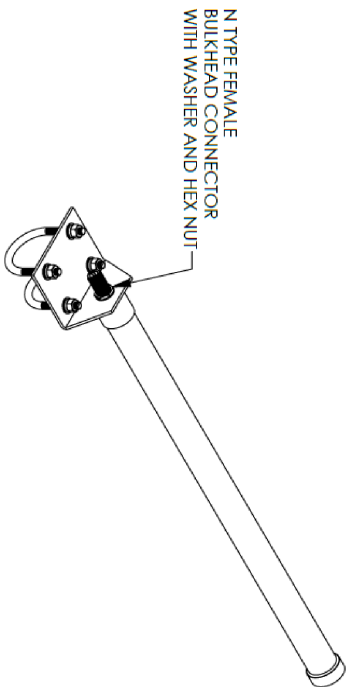


REVISIONS			
REV.	DESCRIPTION	DATE	APPROVED
A	INITIAL RELEASE	6/27/2022	K. HETPAS



THESE COMMODITIES, TECHNOLOGY OR SOFTWARE WERE EXPORTED FROM THE UNITED STATES IN ACCORDANCE WITH THE EXPORT ADMINISTRATION REGULATIONS, DIVERSION CONTRARY TO U.S. LAW PROHIBITED.



TITLE

UNLESS OTHERWISE SPECIFIED LEADING DIMENSIONS ARE INCHES
DIMENSIONS IN [] ARE MILLIMETERS

TOLERANCES:

CABLE LENGTH (L) TOLERANCES:

SIZE	GAGE CODE	FRACTIONS	DECIMALS	ANGLES
A	3FKRS	X = ±.2 [5.08] XX = ±.02 [.51] XXX = ±.005 [.13]	12 [305] < L ≤ 60 [1524] = ±.2 [5.1] / -0 60 [1524] < L ≤ 120 [3048] = ±.4 [102] / -0 120 [3048] < L ≤ 300 [7620] = ±.6 [152] / -0 300 [7620] < L = +5%L / -0	±.1/32 ANGLES ± 1°

THIRD-ANGLE PROJECTION

THE INFORMATION AND DESIGN IN THIS DOCUMENT IS THE PROPERTY OF FAIRVIEW MICROWAVE CORPORATION. ALL RIGHTS RESERVED.

SHEET 1 OF 1

ALL DIMENSIONS SHOWN ARE FOR REFERENCE ONLY.

SCALE N/A

SIZE	GAGE CODE	DRAWN BY	ITEM NO.	REV
A	3FKRS	K.DANG	FMANKIT1031	A