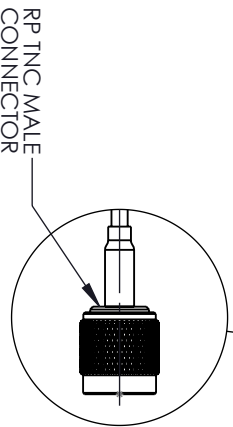
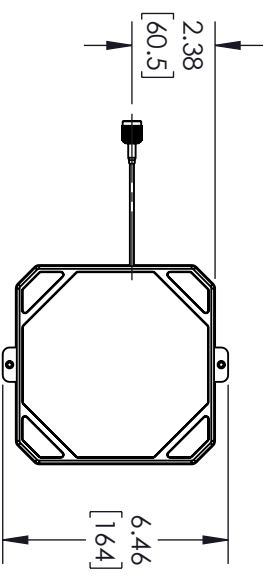
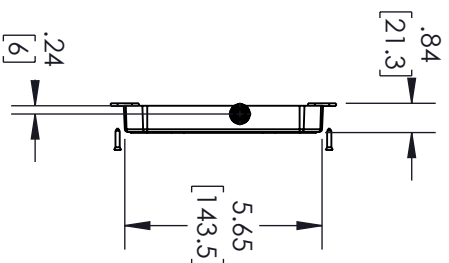
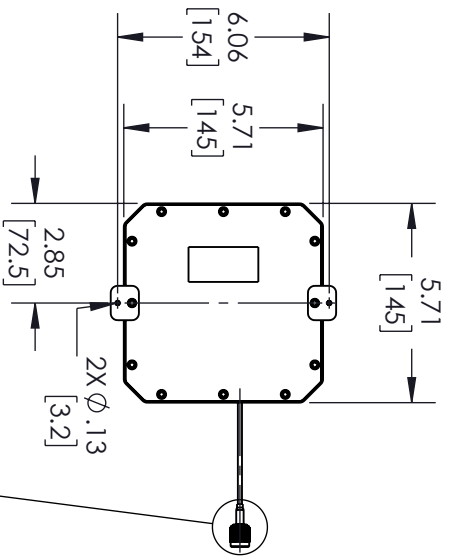
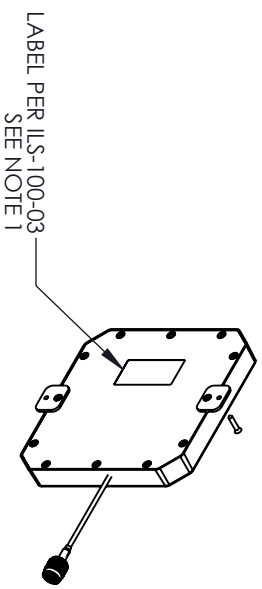


REVISIONS			
REV.	DESCRIPTION	DATE	APPROVED
A	INITIAL RELEASE	11/19/22	KHIETPAS



DETAIL A



- NOTES:
- LABEL PER ILS-100-03 (FOR INTERNAL USE ONLY). LABEL LOCATION SHOWN IS FOR REFERENCE ONLY.

**REGULATORY COMPLIANCE:**  
EU ROHS DIRECTIVE (MOST RECENT RELEASED VERSION)

THESE COMMODITIES, TECHNOLOGY OR SOFTWARE WERE EXPORTED FROM THE UNITED STATES IN ACCORDANCE WITH THE EXPORT ADMINISTRATION REGULATIONS, DIVERSION CONTRARY TO U.S. LAW PROHIBITED.



TITLE

UNLESS OTHERWISE SPECIFIED LEADING DIMENSIONS ARE INCHES		THIRD-ANGLE PROJECTION	
DIMENSIONS IN [ ] ARE MILLIMETERS			
TOLERANCES:		THE INFORMATION AND DESIGN IN THIS DOCUMENT IS THE PROPERTY OF FAIRVIEW MICROWAVE CORPORATION. ALL RIGHTS RESERVED.	
FRACTIONS ± 1/32		SHEET 1 OF 1	
X = ±.2 [5.08]		SCALE N/A	
XX = ±.02 [.51]		DRAWN BY VTHANGARAJ	
XXX = ±.005 [.13]		ITEM NO. FMANFP1026	
ANGLES ± 1°		REV A	
CABLE LENGTH (L) TOLERANCES:		ALL DIMENSIONS SHOWN ARE FOR REFERENCE ONLY.	
L ± 1/2 (B06) = +1 [25] / -0		SIZE A	
12 (B05) < L ≤ 60 [1524] = +2 [51] / -0		GAGE CODE 3FKRS	
60 [1524] < L ≤ 120 [3048] = +4 [102] / -0		DRAWN BY VTHANGARAJ	
120 [3048] < L ≤ 300 [7620] = +6 [152] / -0		ITEM NO. FMANFP1026	
300 [7620] < L = +5% / -0		REV A	