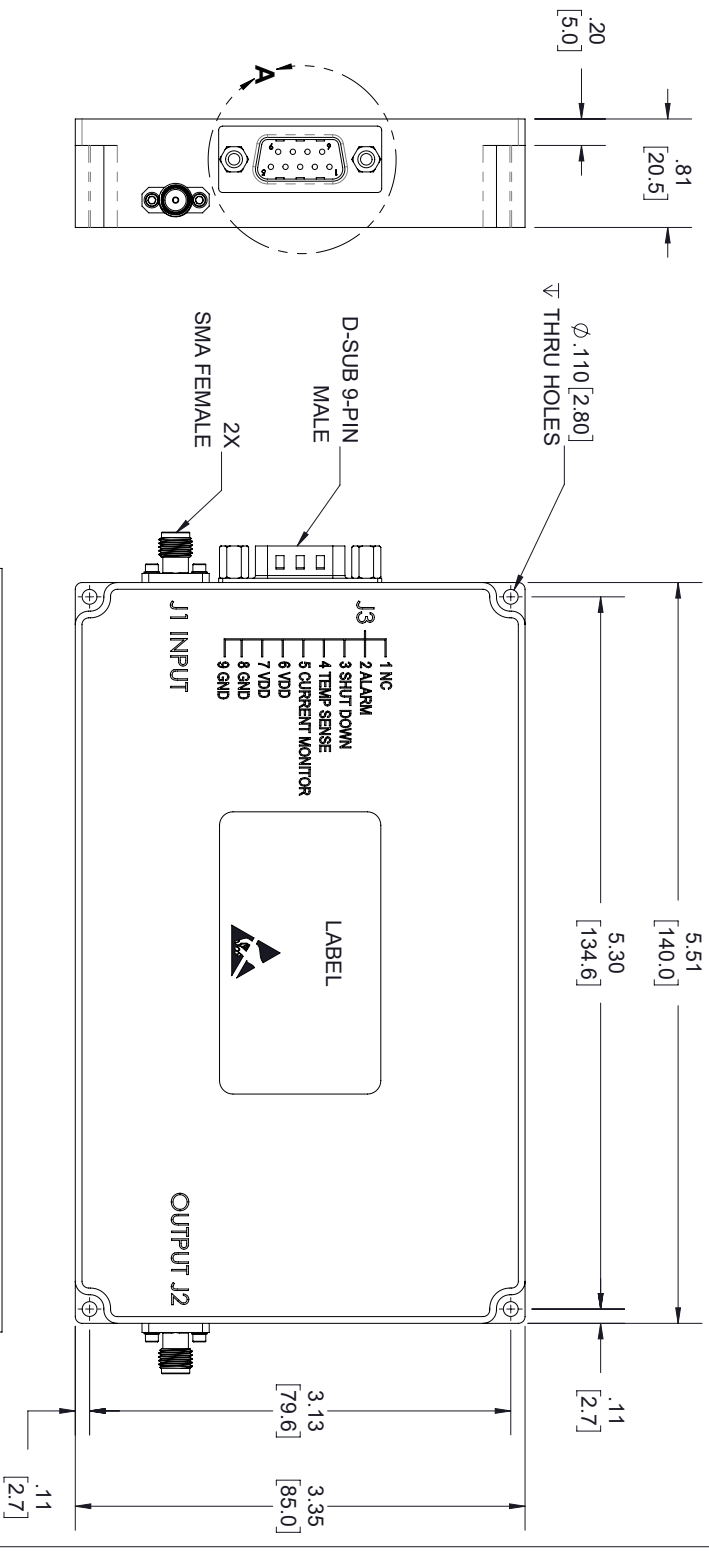
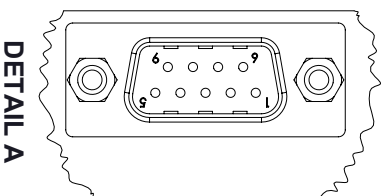


REVISIONS			
REV.	DESCRIPTION	DATE	APPROVED
A	FOR FMAM5059	6/9/2020	T.GALLA



D-SUB 9-PIN, MALE		SPECIFICATIONS	
PIN #	DESCRIPTION		
1	N/C		No electrical connection
2	ALARM		Amplifier Alarm Indicator. Normally TTL Low
3	SHUTDOWN		Amplifier Disable: TTL Logic High (Standard TTL Logic High 2V to 5V) (Internally Pulled-Low)
4	TEMP SENSE		Analog voltage relative to Module's Temperature @ 10 mV/°C
5	CURRENT MONITOR		Analog voltage relative to IDD @ 100mV per Ampere
6,7	VDD		28 VDC
8,9	GND		Ground



LABEL: FAIRVIEW MICROWAVE
FMAM5059
D/C: YYYY

NOTES:
ADEQUATE HEATSINK REQUIRED.

THESE COMMODITIES, TECHNOLOGY OR SOFTWARE WERE EXPORTED FROM THE UNITED STATES IN ACCORDANCE WITH THE EXPORT ADMINISTRATION REGULATIONS, DIVERSION CONTRARY TO U.S. LAW PROHIBITED.



UNLESS OTHERWISE SPECIFIED LEADING DIMENSIONS ARE INCHES
DIMENSIONS IN [] ARE MILLIMETERS

TOLERANCES:

X = ±.2	[5.08]	FRACTIONS	L ± 1/2 B065 = +1 [25] / -0
XX = ±.02	[.51]		12 [305] < L ≤ 60 [1524] = +2 [51] / -0
XXX = ±.005	[.13]	ANGLES ± 1°	60 [1524] < L ≤ 120 [3048] = +4 [102] / -0
			120 [3048] < L ≤ 300 [7620] = +6 [152] / -0
			300 [7620] < L = +5%L / -0

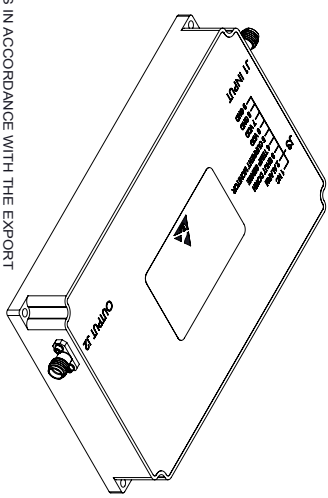
CABLE LENGTH (L) TOLERANCES:

THIRD-ANGLE PROJECTION

THE INFORMATION AND DESIGN IN THIS DOCUMENT IS THE PROPERTY OF FAIRVIEW MICROWAVE CORPORATION. ALL RIGHTS RESERVED.

SHEET 1 OF 1

SCALE N/A



SIZE	GAGE CODE	DRAWN BY	ITEM NO.	REV
A	3FKRS	K.DANG	FMAM5059	A