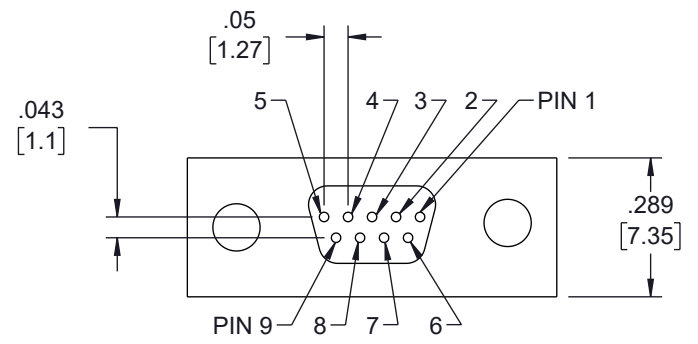
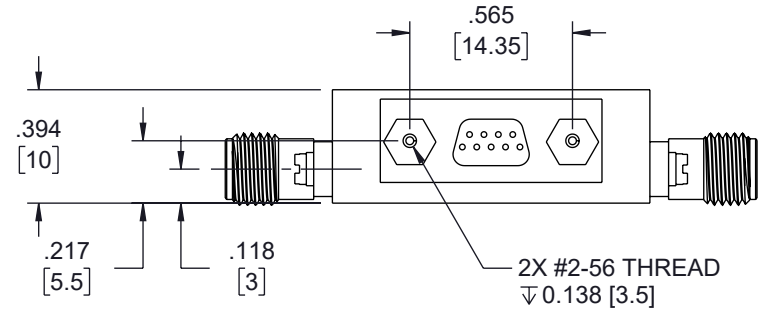


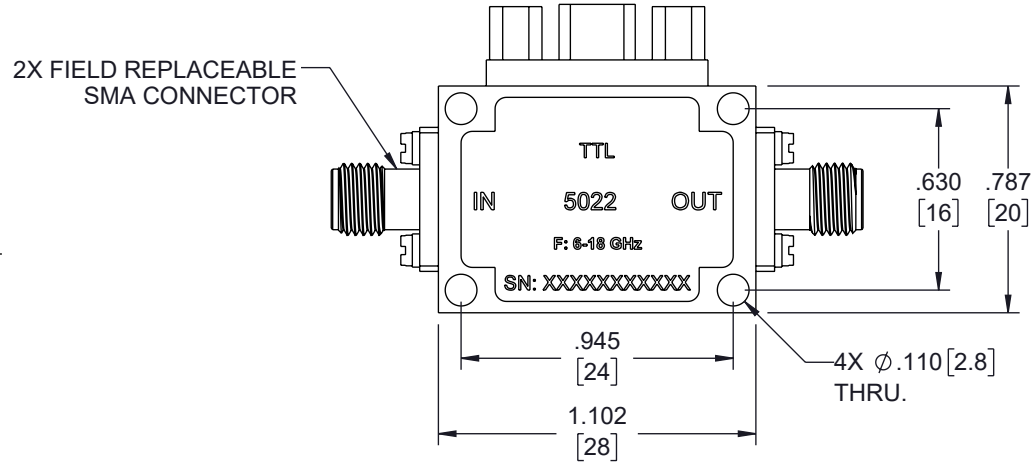
6 5 4 3 2 1

REVISION					
ZONE	REV	DESCRIPTION	DATE	CHANGED BY	APPROVED
	B	UPDATED PER ECO-14290	02/10/2025	HBAKKE	JNAJERA



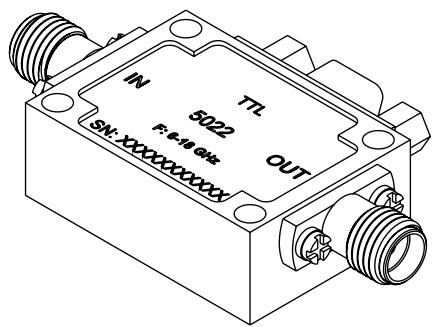
MICRO D9 (FEMALE)

1	2	3	4	5	6	7	8	9
+5V	GND	C1	C2	C3	C4	C5	C6	NC



2X FIELD REPLACEABLE SMA CONNECTOR

TRUTH TABLE							
TTL CONTROL VOLTAGE THRESHOLD							LOW(0)=0V
							HIGH(1)=+5V
CONTROL VOLTAGE INPUT							PHASE SHIFT (DEGREE)
C6	C5	C4	C3	C2	C1		REFERENCE
0	0	0	0	0	0	0	REFERENCE
0	0	0	0	0	1	0	5.625
0	0	0	0	1	0	0	11.25
0	0	0	1	0	0	0	22.5
0	0	1	0	0	0	0	45
0	1	0	0	0	0	0	90
1	0	0	0	0	0	0	180
1	1	1	1	1	1	1	355



UNLESS OTHERWISE SPECIFIED LEADING DIMENSIONS ARE INCHES DIMENSIONS IN [ ] ARE MILLIMETERS

TOLERANCES:

X = ±.2 [5]	FRACTIONS ± 1/32
XX = ±.02 [0.5]	ANGLES ± 1°
.XXX = ±.005 [0.13]	

CABLE LENGTH TOLERANCES:

≤12 [305]	= +1 [25] / -0
>12 [305] ≤ 60 [1524]	= +2 [51] / -0
>60 [1524] ≤ 120 [3048]	= +4 [102] / -0
>120 [3048] ≤ 300 [7620]	= +6 [152] / -0
>300 [7620]	= +5% / -0

ALL DIMENSIONS ARE FOR REFERENCE ONLY AND SUBJECT TO CHANGE WITHOUT NOTICE UN-DIMENSIONED/NON-CRITICAL FEATURES MAY VARY IN SIZE AND LOCATION COLORS MAY VARY



Website: [www.FairviewMicrowave.com](http://www.FairviewMicrowave.com)  
Phone: 1.800.715.4396 | 1.972.649.6678

INTERPRET ALL DIMENSIONS AND TOLERANCES PER ASME Y14.5

SCALE	SHEET
NONE	1 OF 1

DESCRIPTION  
6 BIT TTL PROGRAMMABLE PHASE SHIFTER, 6 GHz TO 18 GHz,  
360 DEGREE PHASE RANGE, 5.625 DEGREE CONTROL STEP  
SIZE, SMA

SIZE	CAGE CODE	DRAWN BY	ITEM NO.	REV
A	3FKR5	PSRINIVAS	FM82P5022	B

THE INFORMATION CONTAINED IN THIS DRAWING IS THE SOLE PROPERTY OF INFINITE ELECTRONICS, INC. ANY REPRODUCTION IN PART OR WHOLE WITHOUT THE WRITTEN PERMISSION OF INFINITE ELECTRONICS, INC. IS PROHIBITED. THESE COMMODITIES, TECHNOLOGY OR SOFTWARE WERE EXPORTED FROM THE UNITED STATES IN ACCORDANCE WITH THE EXPORT ADMINISTRATION REGULATIONS. DIVERSION CONTRARY TO U.S. LAW PROHIBITED.

6 5 4 3 2 1