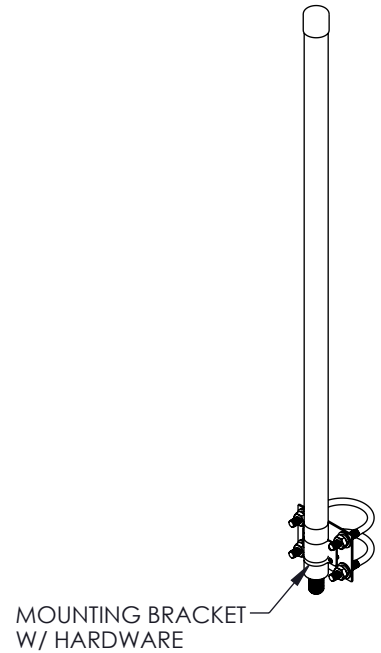
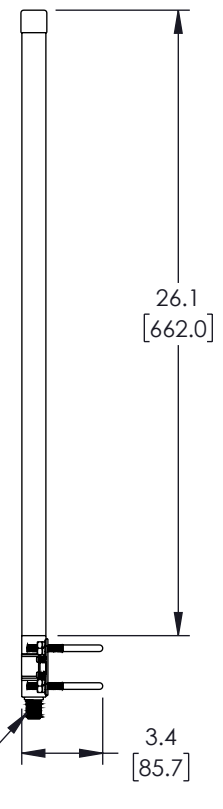
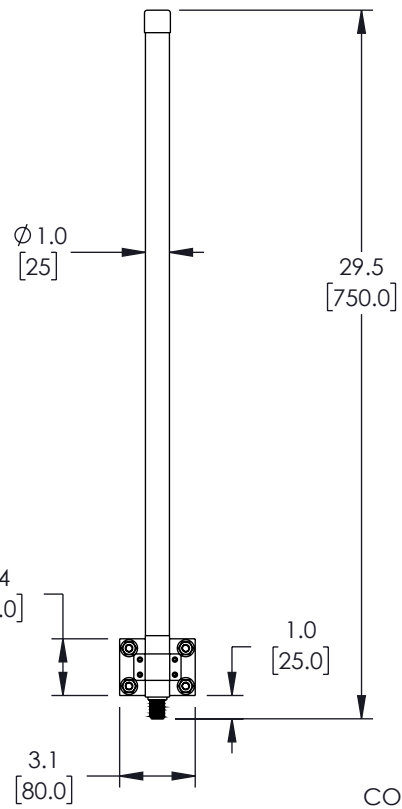
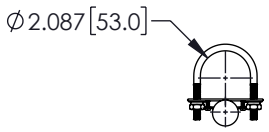


6 5 4 3 2 1

| REVISION |      |                 |            |            |             |
|----------|------|-----------------|------------|------------|-------------|
| ZONE     | REV. | DESCRIPTION     | DATE       | CHANGED BY | APPROVED BY |
|          | A    | INITIAL RELEASE | 02/15/2022 |            | KHIETPAS    |



N-FEMALE CONNECTOR

UNLESS OTHERWISE SPECIFIED  
LEADING DIMENSIONS ARE INCHES  
DIMENSIONS IN [ ] ARE MILLIMETERS

TOLERANCES:  
.X = ±.2 [ 5]      FRACTIONS ± 1/32  
.XX = ±.02 [ .5]      ANGLE ± 1°  
.XXX = ±.005 [ .13]

CABLE LENGTH TOLERANCES:  
>12 [305] = +1 [25] / -0  
>12 [305] ≤ 60 [1524] = +2 [51] / -0  
>60 [1524] ≤ 120 [3048] = +4 [102] / -0  
>120 [3048] ≤ 300 [7620] = +6 [152] / -0  
>300 [7620] = +5% / -0

ALL DIMENSIONS ARE FOR REFERENCE ONLY  
AND SUBJECT TO CHANGE WITHOUT NOTICE.

**Fairview Microwave®**  
an INFINIT® brand

Website: [www.FairviewMicrowave.com](http://www.FairviewMicrowave.com)  
Phone: 1.800.715.4396 | 1.972.649.6678

|       |        |
|-------|--------|
|       |        |
| SCALE | SHEET  |
| NONE  | 1 OF 1 |

DESCRIPTION  
**FIXED ANTENNA OPERATES FROM 5.725 GHz TO 5.85 GHz WITH A NOMINAL 12 dBi GAIN N FEMALE INPUT CONNECTOR**

|      |           |          |          |     |
|------|-----------|----------|----------|-----|
| SIZE | CAGE CODE | DRAWN BY | ITEM NO. | REV |
| A    | 3FKR5     | DMAY     | FM51040  | A   |

THE INFORMATION CONTAINED IN THIS DRAWING IS THE SOLE PROPERTY OF INFINITE ELECTRONICS, INC. ANY REPRODUCTION IN PART OR WHOLE WITHOUT THE WRITTEN PERMISSION OF INFINITE ELECTRONICS, INC. IS PROHIBITED. THESE COMMODITIES, TECHNOLOGY OR SOFTWARE WERE EXPORTED FROM THE UNITED STATES IN ACCORDANCE WITH THE EXPORT ADMINISTRATION REGULATIONS. DIVERSION CONTRARY TO U.S. LAW PROHIBITED.

6 5 4 3 2 1