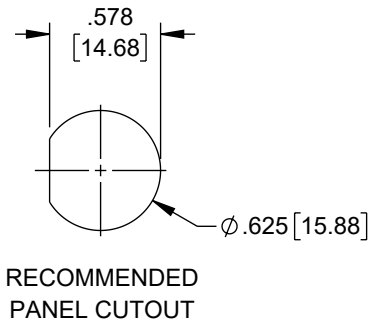
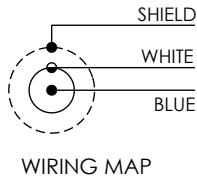
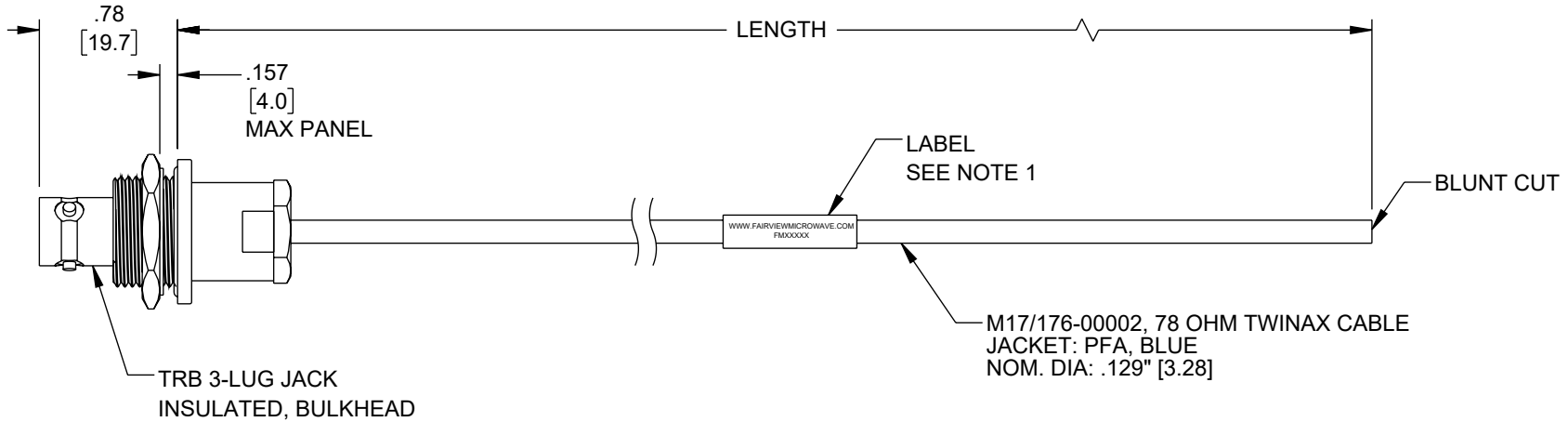


# LEAD FREE SOLDER

| REVISION |     |                 |           |            |          |
|----------|-----|-----------------|-----------|------------|----------|
| ZONE     | REV | DESCRIPTION     | DATE      | CHANGED BY | APPROVED |
|          | A   | INITIAL RELEASE | 8/10/2023 | DMAY       | EKIM     |



**NOTES:**

- CABLE ASSEMBLY LENGTH LABEL PLACEMENT: 36 INCHES OR LESS, ONE LABEL APPROXIMATELY CENTERED. LONGER THAN 36 INCHES, TWO LABELS APPROXIMATELY 6 INCHES FROM EACH CONNECTOR.
- CABLE ASSEMBLIES SHALL BE TESTED FOR CONTINUITY.
- CABLE ASSEMBLY LENGTH DETERMINED BY PN AS ILLUSTRATED: FM3MSA00451-XX (-XX = OAL IN INCHES)

REGULATORY COMPLIANCE:  
EU RoHS DIRECTIVE (MOST RECENT RELEASED VERSION)

THE INFORMATION CONTAINED IN THIS DRAWING IS THE SOLE PROPERTY OF INFINITE ELECTRONICS, INC. ANY REPRODUCTION IN PART OR WHOLE WITHOUT THE WRITTEN PERMISSION OF INFINITE ELECTRONICS, INC. IS PROHIBITED. THESE COMMODITIES, TECHNOLOGY OR SOFTWARE WERE EXPORTED FROM THE UNITED STATES IN ACCORDANCE WITH THE EXPORT ADMINISTRATION REGULATIONS. DIVERSION CONTRARY TO U.S. LAW PROHIBITED.

UNLESS OTHERWISE SPECIFIED  
LEADING DIMENSIONS ARE INCHES  
DIMENSIONS IN [ ] ARE MILLIMETERS

| TOLERANCES:         |                  |
|---------------------|------------------|
| .X = ±.2 [5]        | FRACTIONS ± 1/32 |
| .XX = ±.02 [0.5]    | ANGLES ± 1°      |
| .XXX = ±.005 [0.13] |                  |

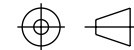
CABLE LENGTH TOLERANCES:

|              |              |               |               |             |
|--------------|--------------|---------------|---------------|-------------|
| ≤12 [305]    | ≤60 [1524]   | ≤120 [3048]   | ≤300 [7620]   | ≤300 [7620] |
| +1 [25] / -0 | +2 [51] / -0 | +4 [102] / -0 | +6 [152] / -0 | +5% / -0    |

ALL DIMENSIONS ARE FOR REFERENCE ONLY AND SUBJECT TO CHANGE WITHOUT NOTICE. UN-DIMENSIONED/NON-CRITICAL FEATURES MAY VARY IN SIZE AND LOCATION. COLORS MAY VARY.



Website: [www.FairviewMicrowave.com](http://www.FairviewMicrowave.com)  
Phone: 1.800.715.4396 | 1.972.649.6678



INTERPRET ALL DIMENSIONS AND TOLERANCES PER ASME Y14.5

| SCALE | SHEET  |
|-------|--------|
| NONE  | 1 OF 1 |

DESCRIPTION  
**LEAD FREE 3-LUG TRB BULKHEAD INSULATED JACK WITH BLUNT CUT FOR 78 OHM M17/176-00002 CABLE**

| SIZE | CAGE CODE | DRAWN BY | ITEM NO.    | REV |
|------|-----------|----------|-------------|-----|
| A    | 3FKR5     | DMAY     | FM3MSA00451 | A   |