

6

5

4

3

2

1

REVISION

ZONE	REV	DESCRIPTION	DATE	CHANGED BY	APPROVED
	B	ECO-13446	10/07/2024	DMAY	SRAUTUS

F

E

D

C

B

A

F

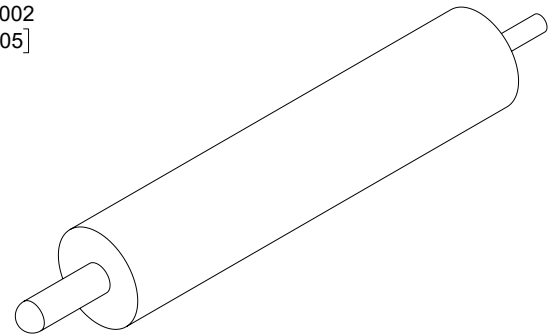


E

D

C

B

A



NOTES:

- FINISH (PLATING THICKNESS IN MICRO-INCHES)
 - BERYLLIUM COPPER.
 - GOLD PL.40 MIN. OVER NICKEL-PHOSPHORUS ALLOY
 - PL. 80 MIN. OVER COPPER PL. 20MIN.

THE INFORMATION CONTAINED IN THIS DRAWING IS THE SOLE PROPERTY OF INFINITE ELECTRONICS, INC. ANY REPRODUCTION IN PART OR WHOLE WITHOUT THE WRITTEN PERMISSION OF INFINITE ELECTRONICS, INC. IS PROHIBITED. THESE COMMODITIES, TECHNOLOGY OR SOFTWARE WERE EXPORTED FROM THE UNITED STATES IN ACCORDANCE WITH THE EXPORT ADMINISTRATION REGULATIONS. DIVERSION CONTRARY TO U.S. LAW PROHIBITED.

UNLESS OTHERWISE SPECIFIED
LEADING DIMENSIONS ARE INCHES
DIMENSIONS IN [] ARE MILLIMETERS

TOLERANCES:
X = ±.2 [5] FRACTIONS ± 1/32
.XX = ±.02 [0.5] ANGLES ± 1°
.XXX = ±.005 [0.13]

CABLE LENGTH TOLERANCES:
≤12 [305] = +1 [25] / -0
>12 [305] ≤ 60 [1524] = +2 [51] / -0
>60 [1524] ≤ 120 [3048] = +4 [102] / -0
>120 [3048] ≤ 300 [7620] = +6 [152] / -0
>300 [7620] = +5% / -0

ALL DIMENSIONS ARE FOR REFERENCE ONLY
AND SUBJECT TO CHANGE WITHOUT NOTICE
UN-DIMENSIONED/NON-CRITICAL FEATURES
MAY VARY IN SIZE AND LOCATION
COLORS MAY VARY

<p>Fairview Microwave® an INFINIT® brand</p>		<p>INTERPRET ALL DIMENSIONS AND TOLERANCES PER ASME Y14.5</p>	
<p>Website: www.FairviewMicrowave.com Phone: 1.800.715.4396 1.972.649.6678</p>		<p>SCALE NONE</p>	<p>SHEET 1 OF 1</p>
<p>DESCRIPTION LAUNCH PIN TO PIN CONTACT WITH DIELECTRIC FOR 0.012" (0.3mm) FIELD REPLACEABLE CONNECTOR AND 0.255" PIN LENGTH</p>			
SIZE A	CAGE CODE 3FKR5	DRAWN BY K.DANG	ITEM NO. FM1017-3
			REV B

6

5

4

3

2

1